



CITY COUNCIL REGULAR AGENDA
MONDAY, AUGUST 21, 2023
CITY HALL at 7:00 PM

- 1. CALL TO ORDER**
- 2. ROLL CALL**
- 3. PLEDGE OF ALLEGIANCE**
- 4. ADDITIONS OR CORRECTIONS TO AGENDA**
- 5. DISCUSSION FROM THE FLOOR**
- 6. CONSENT AGENDA**
 - [A.](#) Approval of Minutes - August 7, 2023 City Council Meeting
 - [B.](#) Approval of Minutes - August 14, 2023 City Council Work Session
 - [C.](#) Approval of Claims - General Disbursement No. 23-13 - \$532,920.28
 - [D.](#) Mayor's Proclamation - Lung Cancer Awareness Month - November 2023
 - [E.](#) 2023 Second Half Assessment - Suburban Rate Authority
 - [F.](#) Public Right-of-Way Application - CenterPoint Energy
 - [G.](#) Special Event Permit - Wishes & More
 - [H.](#) Contractor's Licenses
 - [I.](#) Sign Permits
- 7. DEPARTMENT REPORTS**
 - [A.](#) Police Report
 - [B.](#) Code Enforcement Report
- 8. ORDINANCES AND/OR RESOLUTIONS**
 - [A.](#) Resolution 2023-31, Receiving Feasibility Report and Calling Hearing on Improvements
- 9. NEW BUSINESS**
- 10. REPORTS**
 - A. Attorney's Report
 - [B.](#) Engineer's Report
 - C. Administrator's Report
- 11. OTHER**
 - [A.](#) Correspondence
 - B. Motion to Close City Council Meeting Pursuant to M.S. 13D.03(1) to Discuss Labor Negotiation Strategies
- 12. ADJOURN**

**SEE REVERSE SIDE FOR RULES FOR PUBLIC HEARINGS AND
DISCUSSION FROM THE FLOOR**

Individuals with disabilities needing auxiliary aid(s) may request assistance by contacting the City Clerk at 1301 81st Avenue NE, Spring Lake Park, MN 55432. Ph.763-784-6491 at least 48 hours in advance.

RULES FOR DISCUSSION FROM THE FLOOR AND PUBLIC HEARINGS

DISCUSSION FROM THE FLOOR

- Discussion from the floor is limited to three minutes per person. Longer presentations must be scheduled through the Administrator, Clerk/Treasurer's office.
- Individuals wishing to be heard must sign in with their name and address. Meetings are video recorded so individuals must approach the podium and speak clearly into the microphone.
- Council action or discussion should not be expected during "Discussion from the Floor." Council may direct staff to research the matter further or take the matter under advisement for action at the next regularly scheduled meeting.

PUBLIC HEARINGS

The purpose of a public hearing is to allow the City Council to receive citizen input on a proposed project. This is not a time to debate the issue.

The following format will be used to conduct the hearing:

- The presenter will have a maximum of 10 minutes to explain the project as proposed.
- Councilmembers will have the opportunity to ask questions or comment on the proposal.
- Citizens will then have an opportunity to ask questions and/or comment on the project. Those wishing the comment are asked to limit their comments to 3 minutes.

In cases where there is a spokesperson representing a group wishing to have their collective opinions voiced, the spokesperson should identify the audience group he/she is representing and may have a maximum of 10 minutes to express the views of the group.

- People wishing to comment are asked to keep their comments succinct and specific.
- Following public input, Councilmembers will have a second opportunity to ask questions of the presenter and/or citizens.
- After everyone wishing to address the subject of the hearing has done so, the Mayor will close the public hearing.
- The City Council may choose to take official action on the proposal or defer action until the next regularly scheduled Council meeting. No further public input will be received at that time.

OFFICIAL PROCEEDINGS

Pursuant to due call and notice thereof, the regularly scheduled meeting of the Spring Lake Park City Council Regular was held on August 7, 2023 at the City Hall, at 7:00 PM.

1. CALL TO ORDER

Mayor Nelson called the meeting to order at 7:00 PM.

2. ROLL CALL

MEMBERS PRESENT

Councilmember Ken Wendling
Councilmember Barbara Goodboe-Bisschoff
Councilmember Lisa Dircks
Mayor Bob Nelson

MEMEBERS ABSENT

Councilmember April Moran

STAFF PRESENT

Public Works Director Randall, Police Chief Antoine, Parks & Recreation Director Okey, Deputy City Clerk Wanda Brown

VISITORS

None

3. PLEDGE OF ALLEGIANCE

4. ACKNOWLEDGEMENT

Mayor Nelson requested a moment of silence for Spring Lake Park's Retired Sergeant Scott Baker.

Police Chief Antoine acknowledged the passing of Sergeant Baker and provided the highlights of his service to the community of Spring Lake Park during his tenure with the City.

5. ADDITIONS OR CORRECTIONS TO AGENDA

Deputy City Clerk Brown requested that the following changes be made to the agenda: 1) that Item 7J, Public Right-of-Way Application for Xcel Energy be added; 2) that Item 8A be removed. She stated that the property passed the pre-Council Inspection, so no action is needed.

6. DISCUSSION FROM THE FLOOR - None

7. CONSENT AGENDA

- A. Approval of Minutes – July 10, 2023 City Council Work Session
- B. Approval of Minutes – July 17, 2023 City Council Meeting
- C. Mayor’s Proclamation – Wishes & More Appreciation Week – November 4-11, 2023
- D. Mayor’s Proclamation – Domestic Violence Awareness Month – October 2023
- E. Mayor’s Proclamation – Constitution Week – September 17-23, 2023
- F. Contractor’s Payment – DPG – Able Park Shelter Retention Payment - \$30,608.52
- G. Contractor’s Licenses
- H. Sign Permit
- I. Kennel License
- J. Approval of Public Right-of-Way Application – Xcel Energy

Motion made by Councilmember Wendling to approve the Consent Agenda.

Voting Aye: Councilmember Wendling, Councilmember Goodboe-Bisschoff, Councilmember Dircks, Mayor Nelson. Motion carried.

8. PUBLIC HEARINGS

- A. Rental License Revocation for Certain Property Located at 501 84th Avenue NE

Removed

9. DEPARTMENT REPORTS

- A. Public Works Report

Public Works Director Randall stated that all the painting of crosswalks, arrows and stop bars has been completed with the exception of the seal coat area. He said the seal coat area needs a second sweeping and once that is completed the area will be painted. Director Randall mentioned that the stripping company had completed all the stripping.

- B. Recreation Report

Recreation Director Okey said that the adult and youth softball tournaments wrapped up the month of July, and that the adult softball league for fall season has started. She stated that the Able Park Building has a number of rentals scheduled for the upcoming months.

Director Okey thanked Emmanuel Christian Center Serve Day for painting the footbridge at Lakeside Park, picking up trash along Sanburnol Drive, University Avenue and Old Central. She also thanked them for weeding the playgrounds.

Director Okey stated that the Music in the Park will be held on August 9 and the event that was cancelled due to heat will be rescheduled to September 20.

10. ORDINANCES AND/OR RESOLUTIONS**A. Ordinance 488, Amending the City Code Relating to Cannabis and Edible Cannabinoid Products**

Police Chief Antoine referred to the 2022 Edible Cannabinoid Ordinance that was passed by the City Council. He stated that the new ordinance is to eliminate the 2022 Ordinance and update Ordinance 488 with language from Minnesota Statutes chapter 63, approved during the 2023 Legislative Session.

Chief Antoine said that the State will be taking over the registration and licensing of vendors for cannabinoid products. He stated that the new ordinance will allow the City to prohibit public use of cannabis and edible cannabinoids and prohibit the possession of drug paraphernalia with the City.

Motion made by Mayor Nelson to Adopt Ordinance 488, Amending the City Code Relating to Cannabis and Edible Cannabinoid Products.

Voting Aye: Councilmember Wendling, Councilmember Goodboe-Bisschoff, Councilmember Dircks, Mayor Nelson. Motion carried.

B. Resolution 2023-30, Authorizing Summary Publication of Ordinance 488, Amending the Spring Lake Park City Code Relating to Cannabis and Edible Cannabinoid Products

Motion made by Councilmember Dircks Approving Resolution 2023-30, Authorizing Summary Publication of Ordinance 488, Amending the Spring Lake Park City Code Relating to Cannabis and Edible Cannabinoid Products.

Voting Aye: Councilmember Wendling, Councilmember Goodboe-Bisschoff, Councilmember Dircks, Mayor Nelson. Motion carried.

11. NEW BUSINESS**A. Schedule August Work Session**

Deputy City Clerk Brown referred to Administrator Buchholtz memo requesting a work session for August 14, 2023 at 5:30 pm.

12. REPORTS**A. Attorney Report**

None

B. Engineer's Report

Report accepted as presented.

C. Administrator Report

None

13. OTHER

Police Chief Antoine stated that there has been an increase of calls for emergency services to the Police Department City office. He stated that residents should call 911 and the dispatcher will determine whether the call is an emergency or a non-emergency.

14. ADJOURN

Motion made by Councilmember Wendling to adjourn.

Voting Aye: Councilmember Wendling, Councilmember Goodboe-Bisschoff, Councilmember Dircks, Mayor Nelson. Motion carried.

The meeting was adjourned at 7:23 PM.

Robert Nelson, Mayor

Attest:

Daniel R. Buchholtz, Administrator, Clerk/Treasurer

OFFICIAL PROCEEDINGS

Pursuant to due call and notice thereof, the regularly scheduled meeting of the Spring Lake Park City Council Work Session was held on August 14, 2023 at the Spring Lake Park City Hall, 1301 81st Ave. NE, at 5:30 PM.

1. CALL TO ORDER

MEMBERS PRESENT

Mayor Nelson
Councilmember Ken Wendling (arrived at 5:45pm)
Councilmember Barbara Goodboe-Bisschoff
Councilmember Lisa Dircks
Councilmember April Moran

STAFF PRESENT

Police Chief Josh Antoine, Building Official Jeff Baker, Public Works Director Terry Randall, Accountant Melissa Barker, Administrator Daniel Buchholtz

OTHERS PRESENT

Charles Lehn, Andover

2. DISCUSSION ITEMS

A. 2024 City Administrator Budget Proposal

Administrator Buchholtz reviewed the proposed 2024 General Fund budget. He stated that the proposed budget is balanced, with revenues and expenditures increasing by 7.36%. He stated that due to increased State Aid, the proposed General Fund levy is proposed to increase by 3.39%, from \$3,685,047 to \$3,809,982.

Administrator Buchholtz stated that the Capital Improvement Plan (CIP) levy is proposed to increase by 5% from \$176,500 to \$185,325, which will maintain the purchasing power of the Equipment Fund. He stated that the proposed tax levy reimbursing the City for expenditures related to the 2022 Street Improvement Project will remain the same at \$24,078. He stated that the proposed debt service levy will hold steady at \$80,000.

Administrator Buchholtz stated that the overall levy, including the levies noted above, is proposed to increase by 3.37%, from \$3,965,625 to \$4,099,385.

Administrator Buchholtz stated that cost drivers associated with the budget included increases in wages and benefits, increases in staffing levels with the addition of a new patrol officer and adding hours to the part time Recreation Office Assistant, increases in the fire protection contract due to the Fire Department transitioning to a duty crew model, increased costs for workers compensation insurance, and increased funding to combat the Emerald Ash Borer epidemic.

Administrator Buchholtz stated that the City will receive \$330,119 in one-time Public Safety Aid. He said the proposed budget is allocating \$30,000 from the aid to help fund the additional officer proposed in the budget in an effort to phase in the cost.

Councilmembers discussed the proposed budget and asked questions about specific line items. Discussion also centered on possible actions in response to Emerald Ash Borer epidemic facing the City.

CONSENSUS of the City Council was to forward the proposed tax levy for possible action at the September 5 City Council meeting.

B. Review Night to Unite Event

Councilmembers reviewed comments shared with them during visits at neighborhood block parties during Night to Unite.

C. City Hall Update

Administrator Buchholtz provided an update on the City Hall renovation/expansion project. He stated that staff has met with the architect three times to discuss various elements of the renovation/expansion project, including electrical, mechanical, lighting, technology and security. He stated that Z systems is in the process of designing the cable system and conference room technology. He provided an overview of estimated project costs. He stated that a work session will be held on Monday, September 11 at 5:30pm for the City Council to meet with the architect and review final plans prior to issuance for bids.

3. REPORT

- A. Council Reports – No report
- B. Administrator Report – Administrator Buchholtz reported that the Legislature approved changes to the use of force statute as it relates to School Resource Officers. He stated that he and Chief Antoine are working with SLP Schools to learn more about the changes. He said if there is any action needed, he would bring it before the City Council.

4. ADJOURN

Mayor Nelson adjourned the meeting at 7:05pm.

Robert Nelson, Mayor

Attest:

Daniel R. Buchholtz, Administrator, Clerk/Treasurer

CITY OF SPRING LAKE PARK
CLAIMS LIST APPROVED AND PAID
GENERAL OPERATIONS

Date: July 2023
Page: 1
Claim Res. #23-13

<u>VOUCHER</u>	<u>VENDOR</u>	<u>DESCRIPTION</u>		<u>AMOUNT</u>
74197	DVS	TITLE TRANSFER FOR SQUAD 214	\$	25.00
74198	ALLIED MEDICAL TRAINING	EMR RECERTIFICATION-LEMKE	\$	195.00
74199	AMAZON CAPITAL SERVICES	OFFICE SUPPLIES	\$	29.87
74200	AMERICAN MESSAGING	PW PAGER	\$	5.26
74201	ASPEN MILLS	UNIFORM ALLOW--SMITH / CHAPLAIN EXPEND	\$	77.80
74202	AT & T MOBILITY	CELL PHONE SERVICES	\$	677.98
74203	LEAGUE OF MN CITIES INSURANCE TRUST WC	WC COVERAGE PREMIUM	\$	17,804.00
74204	CARSON, CLELLAND & SCHREDER	ATTORNEY FEES	\$	10,326.56
74205	CENTERPOINT ENERGY	MONTHLY UTILITIES	\$	145.47
74206	CINTAS	FLOOR MATS	\$	253.58
74207	CIVICPLUS LLC	MUNICODE WEB PREMIUM	\$	2,000.00
74208	COMPUTER INTERGRATION TECHNOLOGIES	AGREEMENT MANAGED BACKUP	\$	720.00
74209	CONNEXUS ENERGY	STREET LIGHTS	\$	9.57
74210	CONNOR MOLL	YOUTH SOFTBALL UMPIRE CONTRACTOR	\$	84.00
74211	CORE & MAIN LP	OMNI REGISTER	\$	1,810.48
74212	COTTENS INC	PARTS / PARTS CREDIT	\$	49.29
74213	DAKOTA CO TECHNICAL COLLEGE	PIT/TVI REFRESHER& SQUAD RENTAL-KRAMER	\$	500.00
74214	PEGGY DECKER	MOSAIC BIRD BATH	\$	60.00
74215	ECM PUBLISHERS, INC.	ORDINANCE NO. 487	\$	86.00
74216	GENE PAGEL	UTILITY OVERPMNT REFUND	\$	57.00
74217	HACH COMPANY	WATER CHEMICALS	\$	609.81
74218	INNOVATIVE OFFICE SOLUTIONS LLC	OFFICE SUPPLIES	\$	573.47
74219	MANSFIELD OIL COMPANY	UNLEADED/DIESLE FUEL	\$	1,904.98
74220	MARIE RIDGEWAY LISS, LLC	SLP POWER PROGRAM	\$	400.00
74221	MARK SATT	MUSIC IN THE PARK 07.12.23	\$	350.00
74222	METROPOLITAN COUNCIL	WASTE WATER SERVICES DEF REV	\$	48,236.75
74223	MTI DISTRIBUTING INC	PARTS/ PARTS CREDIT	\$	188.02
74224	MUNICIPAL PAVING PLANT	ASPHALT MIX 4A	\$	178.18
74225	PARADISE CHARTER CRUISE	FINAL PMNT-LK MTKA BOAT CRUISE 07.19.23	\$	844.00
74226	RES Speciality Pyrotechnics	REMAINING BAL OWED FOR 06.10.23 FIREWORK	\$	250.00
74227	SMITH SCHAFFER & ASSOCIATES	AUDITING SERVICES	\$	10,850.00
74228	STREICHER'S	UNIFORM ALLOWANCE--DRINKWINE	\$	446.97
74229	SYMBOL ARTS	BADGES & BADGE TINS	\$	260.00
74230	ULINE	EVIDENCE ROOM SUPPLIES	\$	486.90
74231	AMERITAS	PAYROLL	\$	37.42
74232	CENTRAL PENSION FUND	PAYROLL	\$	1,040.04
74233	DEARBORN LIFE INSURANCE COMPANY	PAYROLL	\$	146.51
74234	DELTA DENTAL	PAYROLL	\$	1,047.19
74235	L.E.L.S.	PAYROLL	\$	337.50
74236	LOCAL 49	PAYROLL	\$	105.00
74237	MINNESOTA CHILD SUPPORT PMNT CENTER	PAYROLL	\$	235.50
74238	NCPERS GROUP LIFE INS	PAYROLL	\$	16.00
74239	PREFERRED ONE INSURANCE COMPANY	PAYROLL	\$	13,627.80
74240	AT & T MOBILITY	CELL PHONE SERVICES	\$	387.59
74241	BATTERIES PLUS BULBS	BATTERIES	\$	464.50
74242	CITY OF BLAINE	2ND QTR SLP PROPERTIES ON BLAINE WATER	\$	1,472.05
74243	CENTERPOINT ENERGY	MONTHLY UTILITIES	\$	209.62
74244	DIAMOND VOGEL PAINTS	WHITE FIELD STRIPE	\$	468.72

CITY OF SPRING LAKE PARK
CLAIMS LIST APPROVED AND PAID
GENERAL OPERATIONS

Date: July 2023
Page: 2
Claim Res. #23-13

<u>VOUCHER</u>	<u>VENDOR</u>	<u>DESCRIPTION</u>	<u>AMOUNT</u>
74245	ECM PUBLISHERS, INC.	07/09 RECYCLING EVENT AD (TOWER DAYS PGS)	\$ 250.00
74246	EVERGREEN RECYCLING LLC	MATTRESS RECYCLING FOR 06/10/23 EVENT	\$ 640.00
74247	GOPHER STATE ONE-CALL INC	LOCATES	\$ 120.15
74248	INSTRUMENTAL RESEARCH INC	JUNE WATER TESTING	\$ 88.00
74249	JOEY D'S TREE SERVICE	CUT DOWN DEAD ASH TREES & HAUL DEBRIS	\$ 4,800.00
74250	LANGUAGE LINE SERVICES	INTERPRETATION SERVICES	\$ 84.46
74251	JILL MASON	GRANDPARENTS & ME 04.08.23	\$ 112.00
74252	METRO-INET	DATA SERVICES	\$ 152.00
74253	NELSON CHEESE & DELI	PW DIRECTOR INTERVIEW PANEL LUNCHES	\$ 69.74
74254	NYSTROM PUBLISHING CO	JULY-SEPT 2023 NEWSLETTER	\$ 3,369.32
74255	ON SITE SANITATION INC	STD CONSTRUCT RESTROOMS/TIPPED RESTRM	\$ 323.00
74256	SLP FIRE DEPARTMENT	JULY FIRE PROTECTION SERVICES	\$ 22,012.00
74257	STANTEC	SLP 2023 SEWER LINING PROJECT	\$ 10,001.45
74258	T.A. SCHIFSKY & SONS, INC.	HOT MIX PURCHASES 04/30-05/06/23	\$ 1,526.91
74259	XCEL ENERGY	MONTHLY UTILITIES	\$ 3,129.97
74260	JOSH ANTOINE	CELL PHONE REIMBURSEMENT	\$ 50.00
74261	ARTSTART	INVENTORS WORKSHOP 07.05.23	\$ 450.00
74262	ASPEN MILLS	UNIFORM ALLOWANCE--BLOOMER/ANTOINE	\$ 286.20
74263	BRUCE FOKKEN	UTILITY OVERPMNT REFUND	\$ 100.00
74264	CENTRAL TURF & IRRIGATION SUPPLY	PARTS	\$ 508.53
74265	CINTAS	FLOOR MATS	\$ 126.79
74266	COMCAST	8251 ARTHUR ST NE	\$ 112.92
74267	COMM-WORKS, LLC	PARK CAMERA MONITORING	\$ 850.00
74268	CONNEXUS ENERGY	MONTHLY UTILITIES--8500 CENTRAL/ 8463 TERR	\$ 308.49
74269	CORE & MAIN LP	OMNI REGISTER	\$ 1,815.17
74270	DELTA DENTAL	COBRA PMNT	\$ 159.42
74271	EVERETT SMITHSON	MUSIC IN THE PARK 07.26.23	\$ 700.00
74272	HAWKINS WATER TREATMENT	WATER CHEMICALS	\$ 5,492.67
74273	J.R.'S APPLIANCE DISPOSAL	RECYCLING EVENT 06.10.23	\$ 1,763.40
74275	KIESLER POLICE SUPPLY	RANGE EQUIP & SUPPLIES	\$ 485.50
74276	LOCAL 49 TRAINING CENTER	CDL TRAINING & TESTING-T. HELLER	\$ 3,000.00
74277	MANSFIELD OIL COMPANY	UNLEADED/DIESLE FUEL	\$ 1,952.02
74278	METRO SALES, INC	PRINTER CARTRIDGES	\$ 550.67
74279	CAR WASH PARTNERS INC (dba: MISTER CAR W	CAR WASHES	\$ 144.00
74280	OFFICE OF MN.IT SERVICES	FIBER OPTICS	\$ 44.60
74281	RECYCLE TECHNOLOGIES	RECYCLING EVENT 07.08.23	\$ 2,547.40
74282	RICOH USA INC	PRINTER INK	\$ 98.84
74283	ROADKILL ANIMAL CONTROL	ANIMAL CONTROL SERVICES	\$ 103.00
74284	THE TOONIES	REMAINING BAL FOR 07.05.23 ENVIRO-SHOW	\$ 425.00
74285	USS MINNESOTA ONE MT LLC	SOLAR	\$ 16,421.35
74286	VADIM MUNICIPAL SOFTWARE	UB EBILL MONTHLY FEES	\$ 47.84
74287	WALTERS RECYCLING REFUSE SERV	6YD TRASH/2YD ORGANICS +TD ORG DUMP REM	\$ 10,874.30
74288	ZULEY AWARDS	SOFTBALL PARTICIPATION MEDALS/TROPHIES	\$ 1,518.19
74289	ALI MILLER	NINJA WARRIOR CANCELLATION	\$ 75.00
74290	ALLIED BLACKTOP	PMNT NO. 1 & 2 2023 SEAL COAT	\$ 79,658.74
74291	ANIMAL HUMANE SOCIETY	ANIMAL CONTROL	\$ 264.00
74292	ASPEN MILLS	POLOS	\$ 140.49
74293	BATTERIES PLUS BULBS	BATTERIES FOR BUCKET TRUCK	\$ 324.64

CITY OF SPRING LAKE PARK
CLAIMS LIST APPROVED AND PAID
GENERAL OPERATIONS

Date: July 2023
Page: 3
Claim Res. #23-13

<u>VOUCHER</u>	<u>VENDOR</u>	<u>DESCRIPTION</u>		<u>AMOUNT</u>
74294	BUSINESS ESSENTIALS	SUPPLIES	\$	2,002.08
74295	CADY BUSINESS TECHNOLOGIES	PHONES	\$	460.73
74296	CAROL JANSEN	HARNESS RACING @ RUNNING ACES WITHDRW	\$	100.00
74297	CINTAS	FLOOR MATS	\$	126.79
74298	COMPUTER INTERGRATION TECHNOLOGIES	AGREEMENT MANAGED SERVICES	\$	4,880.00
74299	CONNOR MOLL	YOUTH SOFTBALL UMPIRE CONTRACTOR	\$	42.00
74300	COTTENS INC	PARTS	\$	23.97
74301	EMBARK PORT SERVICES	STEP ON GUIDE	\$	259.90
74302	EMERGENCY AUTOMOTIVE TECHNOLOGIES	SQUAD 223 BUILD	\$	5,100.25
74303	FASTENAL COMPANY	PARTS	\$	29.88
74304	FERGUSON WATERWORKS #2518	PARTS FOR WATER MAIN BREAK 8338 HWY 65	\$	2,033.28
74305	HAWKINS WATER TREATMENT	WATER CHEMICALS	\$	30.00
74306	JENNIFER BURMEISTER	REFUND CREDIT BALANCE	\$	75.00
74307	JOEY D'S TREE SERVICE	CUT DOWN 1 LG COTTONWOOD & HAUL DEBRIS	\$	4,000.00
74308	MICHAEL LEDMAN	YOGA ADULT JULY SESSION	\$	222.75
74309	MANSFIELD OIL COMPANY	UNLEADED FUEL	\$	1,134.04
74310	MHSRC/RANGE	4HR REFRESHER COURSE	\$	660.00
74311	MINNESOTA COACHES, INC.	LAKE SUPERIOR BUS	\$	10,958.00
74312	MN DEPT OF EMPLOYMNT & ECONOMIC DEV	UNEMPLOYMENT BENEFITS REIMB.--NAGEL, L.	\$	94.24
74313	NORTH COUNTRY CHEVROLET BUICK GMC	2023 CHEV EQUINOX--CODE ENFORCEMENT	\$	23,368.40
74314	PITNEY BOWES INC	POSTAGE METER RENTAL	\$	502.64
74315	PRAIRIE RESTORATIONS, INC.	TRIANGLE PARK INSTALLATION	\$	14,204.00
74316	REVOLUTIONARY SPORTS, LLC	SUMMER SESSION I CLASSES	\$	728.00
74317	RICK'S DEMOLITION & CONCRETE REMOVAL	DEPOSIT FOR DEMO OF 8064 GARFIELD ST	\$	7,454.76
74318	RUTH LORD	HARNESS RACING @ RUNNING ACES WITHDRW	\$	50.00
74319	SHRED-IT USA	SHREDDING SERVICE	\$	105.81
74320	SLP LEASED HOUSING ASSOC LLLP	PMNT OF THE TIF NOTE FOR DIST 6-1	\$	82,832.98
74321	STANTEC	CONSULTING SERVICES	\$	53,292.78
74322	STREICHER'S	UNIFORM ALLOWANCE--BLOOMER	\$	129.99
74323	TASC	COBRA & FSA RENEWAL & ADMIN FEES	\$	810.46
74324	TITAN ENRGY SYSTM INC dba PIONEER CRTCL F	LOSS OF POWER @ LIFT STATION 7820 TERRACE	\$	387.50
74325	TRISH JAMES	GIRLFRIENDS GETAWAY WITHDRAW	\$	100.00
74326	WILLIE MCCRAY	ADULT SOFTBALL UMPIRE	\$	1,377.00
74327	XCEL ENERGY	MONTHLY UTILITIES	\$	580.54
74328	AMERITAS	PAYROLL	\$	37.42
74329	CENTRAL PENSION FUND	PAYROLL	\$	1,040.04
74330	DEARBORN LIFE INSURANCE COMPANY	PAYROLL	\$	146.51
74331	DELTA DENTAL	PAYROLL	\$	1,047.19
74332	L.E.L.S.	PAYROLL	\$	337.50
74333	LOCAL 49	PAYROLL	\$	105.00
74334	MINNESOTA CHILD SUPPORT PMNT CENTER	PAYROLL	\$	235.50
74335	NCPERS GROUP LIFE INS	PAYROLL	\$	16.00
74336	PREFERRED ONE INSURANCE COMPANY	PAYROLL	\$	13,627.80
TOTAL DISBURSEMENTS			\$	532,920.28

WHEREAS,

the City Council of the City of Spring Lake Park has considered the foregoing itemized list of disbursements; and

WHEREAS,

the City Council has determined that all disbursements, as listed, with the following exceptions:

are proper.

NOW, THEREFORE BE IT RESOLVED:

that the City Council directs and approves the payment of the aforementioned disbursements this _____ day of _____, 20____.

Signed: _____
Mayor

Councilmembers:

ATTEST:

Daniel Buchholtz, Admin/Clerk-Treasurer



MAYOR'S PROCLAMATION

DESIGNATION OF NOVEMBER 2023 AS LUNG CANCER AWARENESS MONTH

WHEREAS, lung cancer continues to be a significant public health concern, affecting individuals and families across the nation and right here in our community; and

WHEREAS, education and awareness about the risk factors, early detection, and treatment options for lung cancer are vital in reducing the burden of this disease and improving outcomes for affected individuals; and

WHEREAS, lung cancer is the leading cause of cancer-related death in the United States, killing more than 130,000 persons per year; and

WHEREAS, during Lung Cancer Awareness Month, we aim to empower our residents with knowledge about lung health, prevention strategies, and the significance of timely screenings, while also fostering an environment of compassion and support for those affected by lung cancer; and

WHEREAS, with early screening and diagnosis, the five-year survival rate increases by a factor of nine, having the potential to save roughly 60,000 lives each year; and

WHEREAS, we honor the bravery and resilience of lung cancer patients, survivors, and their families, and acknowledge the dedication of healthcare professionals, researchers, and advocacy groups working diligently to combat this disease.

NOW, THEREFORE, I, Robert Nelson, Mayor of the City of Spring Lake Park, do hereby proclaim November 2023 as

LUNG CANCER AWARENESS MONTH

in the City of Spring Lake Park and do hereby encourage residents of Spring Lake Park to all residents to spread awareness and demonstrate unity in our commitment to promoting lung health and improving the quality of life for all members of our community.

Dated this twenty-first day of August, two thousand twenty-three.

Robert Nelson, Mayor

ATTEST:

Daniel R. Buchholtz, Administrator/Clerk



Offices in
Minneapolis
St. Cloud

Fifth Street Towers
150 South Fifth Street, Suite 700
Minneapolis, MN 55402
(612) 337-9300 telephone
(612) 337-9310 fax
kennedy-graven.com
Affirmative Action, Equal Opportunity Employer

JAMES M. STROMMEN

Of Counsel

Direct Dial: (612) 337-9233

Email: jstrommen@kennedy-graven.com

July 27, 2023

Mr. Daniel Buchholtz
City Administrator
City of Spring Lake Park
1301 81st Avenue NE
Spring Lake Park, MN 55432-2116

Re: 2023 Second Half Suburban Rate Authority Assessment

Dear Mr. Buchholtz:

Enclosed is the second half assessment for 2023 membership in the SRA. Please note that if the City has already paid its full 2023 assessment, we are still enclosing the notice confirming the \$0.00 owing for 2023, and the attached updates. The SRA member option to cover its full annual assessment with the first half assessment invoice is always available to avoid the administration of two installments rather than one.

2022 and the first half of 2023 have been extremely busy and successful years for the SRA. In 2022 and 2023, all three regulated gas and electric utilities serving substantial areas of SRA membership (CenterPoint Energy, Xcel Gas, Xcel Electric) litigated their rate increase petitions before the PUC. The SRA intervened in each on behalf of its residents, businesses, and cities as customers. Customer savings and PUC-ordered additional data from the utilities on municipal customer service costs for upcoming rate cases resulted from the SRA's efforts in these cases. Details are contained in the attached, updated History of the SRA. Further, I also attach the outage credit excerpt from Xcel Electric's 2022 Annual Service Quality Report. You will note over \$600,000 in Xcel credits to customers for outages were paid in 2022, a substantial portion of those going back to customers living in SRA cities. These outage credits are due to SRA past efforts, and they will continue each year under the formulas shown.

My partner, Bob Vose, has now stepped in as general counsel and I will step away more into full retirement now that the Xcel Electric case is completed by PUC order of July 17, 2023.


Mr. Daniel Buchholtz

July 27, 2023

Page 2

We thank you for your City's continued membership in and valuable contribution to the SRA, a collective voice for municipal interests in gas, electric and telecommunications.

Very truly yours,



James M. Strommen
Of Counsel

Enclosures

cc: SRA Delegate
Bob Vose, General Counsel

SUBURBAN RATE AUTHORITY

150 South Fifth Street, Suite 700
Minneapolis, MN 55402
(612) 337-9233

INVOICE**TO:**

Mr. Daniel Buchholtz
City Administrator
City of Spring Lake Park
1301 81st Avenue NE
Spring Lake Park, MN 55432-2116

DATE: 07/27/2023

<u>DESCRIPTION</u>	<u>NUMBER OF VOTES</u>	<u>AMOUNT</u>
2023 Membership Assessment: (\$479.00 per vote)	2	\$ 958.00
Assessment Paid:		\$ 479.00
<u>Second Half Assessment Due and Payable:</u>		<u>\$ 479.00</u>

Please Send Payment To:

Mr. Darin Nelson
Treasurer
Suburban Rate Authority
Minnetonka City Hall
14600 Minnetonka Boulevard
Minnetonka, MN 55345-1502

Excerpt from Xcel Energy April 27, 2023 Report

Below is a list of documents attached to this Annual Report that provide additional information:

- Attachment A: QSP Tariff Summary
- Attachment B: Customer Complaints by Category
- Attachment C: Telephone Response Time Detail
- Attachment D: Reliability Detail
- Attachment E: Major Event Days (MEDs)
- Attachment F: Gas Emergency Response Time Detail
- Attachment G: Accurate Invoice Detail
- Attachment H: Invoice Adjustment Timeliness Detail

B. TELEPHONE RESPONSE TIME

Attachment C to this Annual Report provides a summary of our 2022 telephone response metric and depicts an average annual response time of 84.60% which is above our standard level of greater than or equal to 80%.

The renegotiated metrics approved by the Commission in the 2013 Order revised the telephone response time metric to include all calls to our Call Centers or business office, whether they are handled via Interactive Voice Response (IVR) or by call center representatives.

C. CUSTOMER OUTAGE CREDITS

The QSP Tariff requires that we pay a \$50 credit to customers experiencing six or more outages unrelated to major event days (MEDs) in the performance year, and those experiencing an outage lasting 24-hours or more.

In addition, the QSP Tariff also provides a credit for customers who have continuously resided at an address experiencing consecutive years of interruptions according to the below terms:

- A \$75 credit to customers experiencing five or more interruptions in two consecutive years;
- A \$100 credit to customers experiencing four or more interruptions in three consecutive years; and
- A \$125 credit to customers experiencing four or more interruptions in four or more consecutive years.

The QSP Tariff further provides that large municipal pumping customers on the A41 Tariff receive \$200 credits for each outage unrelated to MEDs lasting more than one minute per year. Similarly, small municipal pumping customers on the A40 Tariff

Excerpt from Xcel Energy April 27, 2023 Report

receive \$100 credits for each outage unrelated to MEDs lasting more than one minute per year. Table 1 provides the detailed customer count per outage credit type. The majority of the credits have been implemented and we are in the process of completing credits for a small number of customers.

TABLE 1: 2022 OUTAGE CREDITS

	2022 Credits	Dollars
Six or More Service Outages	5,261	\$263,050
Outages Lasting 24-Hours or Longer	435	\$21,750
Consecutive Years of Outages	964	\$85,825
Tracked Small Municipal Pumping Outages (A40)	1,059	\$105,900
Untracked Small Municipal Pumping Outages (A40)	248	\$40,672
Tracked Large Municipal Pumping Outages (A41)	554	\$110,800
Untracked Large Municipal Pumping Outages (A41)	196	\$52,332
Total	8,717	\$680,329

As previously discussed in the above-referenced dockets, the Company is unable to track all outages for all of our customers due to the constraints of our current distribution infrastructure. As a result, there are approximately 200 large municipal pumping meters (on the A41 Tariff) which may have had untracked outages that were greater than one minute and equal to or less than five minutes. There are also approximately 250 small municipal pumping meters (on the A40 Tariff) which may have had untracked outages that were greater than one minute and equal to or less than five minutes. Thus, we have issued proxy credits for these customers who may have had untracked momentary outages.

To determine the large municipal pumping customer proxy credit, we used the 2022 outages that were greater than one minute and equal to or less than five minutes that we can track for our other municipal pumping customers and determined that on average, other large municipal pumping customers received \$267 (which is equal to 1.34 outages per year at \$200 per outage) in credit for outages of this duration. We recently sent these customers a letter and issued a \$267 bill credit. The letter provides customers an opportunity to provide documentation for additional credits if they believe they had more than two qualifying outages in 2022.

To determine the small municipal pumping customer proxy credit, we used the 2022 outages that were greater than one minute and equal to or less than five minutes that we can track for our other small municipal pumping customers and determined that on average, other small municipal pumping customers received \$164 (which is equal to 1.64 outages per year at \$100 per outage) in credit for outages of this duration. We recently sent these customers a letter and issued a \$164 bill credit. The letter provides customers

SUBURBAN RATE AUTHORITY HISTORY AND ACCOMPLISHMENTS (UPDATED JULY 27, 2023)

INTRODUCTION

This summary is intended to summarize the history, purposes and accomplishments of the Suburban Rate Authority (“SRA”). The SRA has obtained important gas and electric utility rate decisions before the Minnesota Public Utilities Commission (“PUC”), most recently for Xcel Energy streetlighting and municipal pumping rate reductions from Xcel-proposed rate designs and revenue allocations saving all cities an estimated \$200,000 to \$300,000 a year. Over the SRA’s history beginning in 1975, it has been responsible for telephone, gas and electric rate savings to suburban residents, businesses and municipalities in the millions of dollars. SRA cities have also been active in clean energy initiatives and other issues raised as utility services and use of public land evolve.

The SRA is a joint powers (“JPA”) organization currently consisting of 32 Twin Cities Metropolitan Area suburban cities totaling well over one million in population. (List of member cities attached) The SRA is authorized by its JPA to intervene in PUC proceedings, and address matters affecting gas, electric and telephone rates, services, franchises and utility right-of-way regulation affecting SRA cities. This has historically included assisting cities in formulating terms of gas and electric franchises, wireless communication site leases on public land and utility right-of-way use, including small cell regulation. The SRA is also authorized by its joint powers agreement to address sanitary sewer matters or other utility services provided by a governmental agency such as the Metropolitan Council.

SRA HISTORY

The SRA was organized in 1963, for the purpose of providing collective strength in negotiating franchises with the Minneapolis Gas Company (later Minnegasco and now CenterPoint Energy), which served the original SRA members. In 1974, the Legislature adopted the Public Utilities Act to provide for state regulation of gas and electric utilities, except for cooperative electric associations and municipal utilities. In 1975, the SRA reorganized to intervene in the early gas and electric cases and employ its expertise in utility regulation as well as address suburban municipal interests before the PUC. Since that time, the SRA has been active as a party in matters concerning gas, electric and land-line and wireless telephone rate regulation of utilities serving SRA cities – Xcel Electric, CenterPoint Energy, Xcel Gas, and the telecommunication providers using city right-of-way and other public land.

EXAMPLES OF SAVINGS TO CITIES/RATEPAYERS FROM SRA EFFORTS

The collective voice and combined resources of Twin Cities suburban municipalities has allowed the SRA to address utility issues most single suburban cities cannot afford to take on.

The SRA is careful to address unique issues not otherwise of interest or within the expertise of state agencies or other parties involved in utility matters. For example, solely through recent SRA efforts, municipalities and residential and business customers in Xcel’s electric service

territory have received several million dollars in back credits since 2014 for unexcused electrical outages. This includes outages for municipal pumping stations totaling approximately \$600,000 a year on an Xcel system-wide basis. These are ongoing savings.

What is now “ancient history” in the telecommunications world – 1990-2000, SRA efforts before the PUC eliminated then Northwestern Bell’s tiered telephone pricing system skewered against suburban customers located further away from the central Minneapolis and St. Paul area. The resulting equal Twin Cities area telephone rates saved suburban ratepayers millions of dollars until the now unregulated rates and cell phone use has supplanted land-line phones.

2022-2023 Streetlighting, Municipal Pumping, Natural Gas Infrastructure Rate Savings/Costing Data Improvements/Continued Gas Piping Replacement Requirements. In 2022-2023 all of the PUC-regulated gas and electric utilities serving SRA cities filed for sought rate increases totaling hundreds of millions of dollars annually from ratepayers. The SRA retained an expert rate consultant to address the complex rate allocation and rate design issues affecting residential, business and municipal rates as customers. While important rate of return and revenue requirement issues were addressed successfully by Minnesota state agencies, the SRA focused on issues unique to cities as streetlighting, municipal pumping (Xcel Electric) and gas infrastructure integrity, data accuracy and use of assets during the February 2021 gas price spike (Xcel Gas and CenterPoint). Through its expert consultant, the SRA was able to obtain very successful results with savings for LED streetlighting, lowered cost allocation of revenue requirements to streetlighting, more favorable treatment of municipal pumping for sales true-ups, better data on costs for future rate cases and assured continuation of gas utility timely replacement of aging piping to minimize gas leaks and eliminate failing piping in city right-of-ways. The collective result of SRA efforts in these cases brought rate savings to customers in SRA cities totaling hundreds of thousands of dollars annually with PUC-ordered updated cost data requirements for future rate cases.

2019-2021 The SRA joined the State Agencies and other parties in recommending two Xcel Electric rate case deferrals, stabilizing rates and benefitting SRA interests. These “Stay-Out” agreements maintained electric rates at 2019 levels, avoiding large rate increases for residential and city customers during the COVID pandemic. The SRA actively participated and obtained agreement from Xcel for continuation of previous settlement terms for LED streetlighting, without interest costs, and separate sales true-up treatment for municipal pumping stations saving cities an estimated \$200,000 in surcharges due to municipal pumping performance during COVID.

2015-2019 LED Streetlighting Changeover from HPS by Xcel in SRA Cities. The SRA was a major municipal voice in analyzing LED pricing, lamp styling and promoting new LED lighting offerings by Xcel. The SRA was at the table on behalf of municipalities and has worked with the City of Minneapolis before the PUC in reaching a settlement on streetlighting rates during the LED changeover, creating a regulatory asset to be carried forward to the next rate case, as offset by LED savings. SRA efforts resulted in moderating increases in streetlighting rates for the Xcel multi-year rate period of 2016-2019. Today, over 80% of SRA city streetlighting is energy saving LED lighting. The remaining regulatory asset identified and measured in the recent 2022-23 Xcel Electric rate case was very small and will be fully recovered in 2024.

2016-2017 SRA Participation in League of Minnesota Cities Small Cell Wireless ROW Access Review, Legislation. The SRA participated actively in reviewing and commenting to the League of Minnesota Cities during the 2017 Legislative Session at which new small cell siting regulations were added to the utility right-of-way use law, Minnesota Statutes, Chapter 237.

2016 Small Municipal Pumping Rate Settlement. On November 2, 2016, the SRA settled with Xcel on small pumping station outage credits. Xcel paid \$497,737 in credits from January 1, 2014 through March 1, 2016 to all Xcel municipalities. The SRA municipalities received \$131,950 in credits during this period. These totals are in addition to the ongoing outage credits for large and small stations that have now been maintained at the \$200 and \$100 per outage amount under the tariff.

2015 Xcel-ROW Statement of Work Tariff-Undergrounding Agreement. Through the SRA's sole efforts, city customers of Xcel now have the right to scrutinize undergrounding of distribution line costs incurred by Xcel in ROW projects when the city decides to pay for the undergrounding at its option. Prior to the PUC approval of the new tariff, cities were required to pay the entire Xcel-estimated cost of the work, up front, with no opportunity to obtain a refund of unused costs or review the reasonableness of the construction costs.

2013 Xcel Residential/Business Customer Outage Credits. Due to repeated, uncompensated outages occurring within a residential neighborhood of an SRA member city (Roseville), the SRA successfully argued for an expansive formula to credit customers who have repeated electric outages in Xcel service territory that remain unrepaired. These credits range from \$50 to \$125 and have been implemented since 2013 to the benefit of Xcel residential and business customers.

2011 Xcel Gas \$3.5 Million Rate Base Reduction. In a PUC proceeding, the SRA successfully eliminated \$3.5 million requested by Xcel Gas for predicted facilities relocation projects not proven to be funded through the American Recovery Act.

2010 CenterPoint Energy \$4 Million Rate Base Reduction. The SRA successfully eliminated \$4 million requested by CenterPoint in its rate case related to costs to replace faulty and dangerous piping it purchased but did not inspect at the time of purchase.

2009-2016 CenturyLink Alternative Form of Regulation (AFOR). The SRA intervened actively on behalf of Twin Cities Metropolitan Area cities in the AFOR proceedings. In these AFOR proceedings, the SRA has sought and obtained important protections against potentially hundreds of thousands of dollars in pass-through costs to city residents and businesses CenturyLink sought for facilities relocation and undergrounding.

2005-2019 Model Gas and Electric Franchise, Franchise Fees. The SRA has traditionally assisted its members and established model gas and electric franchises. The SRA has served as a resource on franchise terms, including the implementation of franchise fees. The SRA has worked with the League of Minnesota Cities to establish the published SRA-League Model Gas and Electric Franchise.

2007 Cooperative SRA-Xcel Effort to Reduce Electric Usage in Pumping Stations. The SRA worked with Xcel during 2007 and 2008 to identify strategies to reduce electric rates and electricity usage at municipal pumping stations. It is through this process that the SRA identified the method of how minimizing use of pumping stations during the six winter months can result in the estimated \$1,000-\$20,000 annual savings in rates to city pumping station electricity bills. The higher savings estimates would apply to larger municipalities with multiple redundant wells using greater than 25 KW in electricity. It is likely that even small municipalities would be able to utilize some savings from this method, available because the SRA was able to retain the municipal pumping rate in this rate case.

2005 Service Lateral Utility Locate Rules. The Office of Pipeline Safety Rules, effective January 1, 2006, requires cities to locate water and sewer service laterals of utilities found in the right-of-way. This includes service laterals that are privately-owned for water and sewer, located deep under the right-of-way. The SRA assisted in the process of equipping cities within ordinances and permit language to effectively obtain location information on newly-installed water and sewer service laterals.

2003 Xcel Metro Emissions Reduction Plan-Audit. The SRA was a signatory to a plan endorsed by the Governor's Office and approved by the Public Utilities Commission in December 2003. The Plan will have a significant impact on Metro Area pollution reduction as well as a reduction in the need for additional transmission upgrades and sites.

1999-2002 Right-of-Way Management. The SRA participated significantly with the League of Minnesota Cities and staff from Minneapolis and St. Paul in developing right-of-way legislation, right-of-way rules promulgated by the PUC and model right-of-way management ordinances based on the 1997 legislation and 1999 PUC right-of-way management rules.

1998 612 Area Code Split along Municipal Boundaries. The SRA was the original and primary advocate of area code boundaries drawn along municipal boundaries ("952", "763", "651"), rather than telephone wire centers for the 612 area code split. Adoption of this position by the Minnesota PUC was the first of its type in the United States.

1997-1999 Right-of-Way Legislation and Task Force Participation. The SRA played an important role in assisting the League of Minnesota Cities in the 1997 comprehensive legislation governing telecommunication providers' use of municipal right-of-way. The SRA also actively participated in the preparation of the model right-of-way ordinance that arose out of this legislation. These right-of-way management Rules have been very successful and continue to be used, without amendment or litigation twenty-five years later.

1996 Model Wireless Communication Lease Agreement. The SRA provided primary drafting contributions to a League of Minnesota Cities Model Site Lease Agreement for PCS/cellular communication antennas. This Model has been distributed to Minnesota cities for use in negotiation on site lease agreements.

1992 US West Telephone Rate Savings. As of November 1, 1992, residential and business telephone rates for US West Twin Cities local calling area became equal by class of service

throughout the metropolitan area. This PUC action eliminated the tiered telephone rates that were in existence since 1980 and has saved outer Metro suburban ratepayers served by Qwest millions of dollars since its implementation. The US West Tier System charged higher rates for residential and business customers living in the suburban areas. In 1984 the SRA achieved a reduction of one half of the tier ratios. This elimination of the Tier System is a direct result of SRA's intervention and arguments against differentiating telephone rates by geographic location.

MEMBER ASSESSMENTS

The SRA members are assessed on the basis of population and voting power. Each 5,000 in population or fraction thereof, is equal to one vote. For instance, a city of 23,000 would have five votes. In 2023, each vote equals a \$479 per year annual assessment. The SRA has been very fiscally responsible and benefits greatly from the continued membership of its members.

We hope you find this summary informative. If you have any questions about the information, please contact Bob Vose, SRA general counsel, at Kennedy & Graven at 612-337-9275.

2023 SUBURBAN RATE AUTHORITY MEMBER CITIES

Bloomington	Minnetonka
Brooklyn Park	Mound
Burnsville	Orono
Carver	Plymouth
Chanhassen	Robbinsdale
Circle Pines	Rogers
Deephaven	Roseville
Eden Prairie	St. Anthony Village
Edina	St. Louis Park
Fridley	Shakopee
Golden Valley	Shoreview
Hastings	Spring Lake Park
Hopkins	Spring Park
Lauderdale	Victoria
Maple Grove	Wayzata
Maplewood	Woodbury



CITY OF SPRING LAKE PARK
 1301 Eighty-First Avenue N.E.
 Spring Lake Park, MN 55432
 Ph: 763-784-6491 Fax: 763-792-7257

PUBLIC RIGHT-OF-WAY APPLICATION

SAP# 108688493 MGC# 23-71671

NAME/COMPANY: CENTERPOINT ENERGY

GOPHER 1-CALL REG. NO.: 0029

ADDRESS: 700 LINDEN AVE W, MINNEAPOLIS, MN 55403

PHONE: 612-321-5484 **FAX:**

E-MAIL ADDRESS: STEPHEN.BALLARD@CENTERPOINTENERGY.COM

NAME OF REPRESENTATIVE: STEPHEN BALLARD

REPRESENTATIVE PHONE NO'S.:

DESCRIPTION OF PROPOSED WORK: including a start date and completion date:
 FOR NEW BUILD. SHORT SIDE SERVICE OFF 83 AVE NE, EAST OF UNIVERSITY AVE NE.
 8301 UNIVERSITY AVE NE.

START DATE: 10/01/2023 **COMPLETION DATE:** 10/01/2024

The City of Spring Lake Park reserves the right to modify the schedule as necessary in the issuance of the permit. Therefore, the dates stated on this application may not necessarily match actual approved dates.

EXPLANATION OF RESTORATION: COMPLETE RESTORATION TO BE COMPLETED BY Q3 CONTRACT

OK
8/10/23.
B

Kimberly Ignatowicz
 Authorized Representative Signature

Please waive permit fees per franchise agreement 8/10/23 Date

FOR OFFICE USE ONLY

- | | |
|--|--|
| <input type="checkbox"/> PROOF OF CERTIFICATE OF INSURANCE: | VERIFICATION DATE: _____ |
| <input type="checkbox"/> SCALED DRAWING SHOWING LOCATION | <input type="checkbox"/> LETTER OF CREDIT OR CONST. BOND |
| <input type="checkbox"/> COPY OF INSURANCE POLICIES
(If Corporation; from Secretary of State) | <input type="checkbox"/> COPY OF CERTIFICATE OF AUTHORITY
(From M.P.U.C., State, or Federal Agency) |

- PERMIT FEES:**
- | | |
|---|--|
| <input type="checkbox"/> Excavation Hole - \$150.00 | <input type="checkbox"/> Emergency Hole - \$55.00 |
| <input type="checkbox"/> Trench - \$70.00/100'+Hole fee | <input type="checkbox"/> Obstruction Fee - \$50.00+.05/Ft. |

Receipt No.: _____ Date: _____ Initials: _____

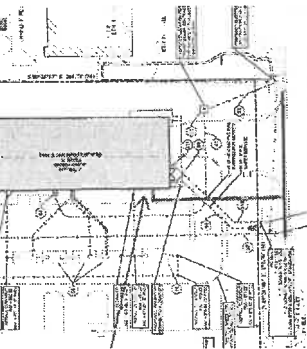
APPLICANT MUST CONTACT THE SPRING LAKE PARK PUBLIC WORKS DIRECTOR AT 763-792-7227 48 HOURS PRIOR TO COMMENCING WORK



PROPRIETARY AND CONFIDENTIAL

108688493

SPRING LAKE PARK
FUNCT. LOCATION
M58600



LEGEND:

	IN SERVICE
	PROPOSED
	PROPOSED ABANDONED
	Interruptible
	Existing
	Normal
	Future
	Proposed

Address: 8301 UNIVERSITY AVE NE
 Customer: FACE 5
 Designer: TRAVIS KILLIAN
 Contact Phone: 763-959-1183
 Sales Rep: JASON KOOKE
 Sales Rep Phone: 612-321-5137
 Construction Hotline: 612-321-5130
 Cables To Pipeline Integrity: YES
 Corrosion Category: YES
 Corrosion Approval: DARIN HINDRUP
 Follow Internal Pipe Sampling Requirements: YES
 GPR: NA Requested NA
 Permit: Yes - City Of Spring Lake Park
 Requested Install Date: 10/07/2023
 Approval:

Travis Killian
 PROJECT DESCRIPTION:
 PROJECT NAME

DESIGNER: STEPHEN BALLARD
 PHONE#: 612-321-5484
 DRAWN BY: STEPHEN BALLARD
 DESIGN DATE: 08/04/2023

Revised Print
 Destroy All Others
 Revision History
 Date:
 Description:
 Design Approval:

SCAN DATE: SCALE: 1/60
 SHEET 1 OF 1

MI METER WORK 108688493
 INSTALL a 250TC OUTSIDE METERSET with a 3/4" x 1" B42R REGULATOR at CL-6
 to 2 PSI with a 1/2" x 3/4" ORIFICE (LOAD 275cfh).
 METERSET EQUIP# 15971510
 SERVICE WORK 108688493
 INSTALL a STL SVC TEE with a 3/4" WELD 5/8" PE TAP
 and a 17#ANODE at MAIN TIE-IN.
 INSTALL a 1/2" CTS EPV-775 SERIES in the BLVD.
 INSTALL 80' of 1/2" CTS PE CL-6 SVC LINE
 with a 3/4" MP T x 1/2" CTS PE ANODELESS RISER, with SLEEVE.
 SERVICE EQUIP# 71572202

CUSTOMER APPROVAL OF DESIGN I/C:
 SIGNATURE: _____ DATE: _____
 PRINTED NAME: _____
 Please review Center Point Energy design for installing Natural Gas to your facility.
 Verify the route of the Service Line and Meter Location on the building. If there is
 a conflict please contact the Designer or Sales Rep as shown in the Blvd.
 Before natural gas service lines can be installed, you must clearly mark all
 privately-owned underground facilities including: septic tanks, drain fields,
 sewer lines, water wells, sprinkler systems, invisible fences, electric lines
 and pipelines. CenterPoint Energy and its representatives are not responsible
 for damage to these items if they are not clearly marked at time of installation.



Special Event Permit Application/Checklist

Application and fee must be filed with the City at least 45 days in advance of the date in which the Special Event is to occur. Applications should be sent to City of Spring Lake Park, Attn: Daniel Buchholtz.

PROPERTY INFORMATION	
Property Address	1100 81 st AVE NE, SPRING LAKE PARK
Property Legal Description	
Property ID Number	
PROPERTY OWNER INFORMATION	
Owner Name	SPRING LAKE PARK HIGH SCHOOL
Owner Address	1100 81 st AVE, NE, SPRING LAKE PK
Owner Phone	
Owner E-mail	
APPLICANT INFORMATION	
Applicant Name	CHRIS JOHNSON, WISHES & MORE
Applicant Address	961 HILLWIND RD NE, FREDLEY
Applicant Phone	763-502-1500
Applicant E-mail	CHRISTJ@WISHESANDMORE.ORG
EVENT INFORMATION	
Name of Event	WISHMANIA
Location/Address of Event	SPRING LAKE PARK HIGH SCHOOL
Dates & Times of Event	11/4/2023
REQUIRED SUBMITTALS	
<p><i>This application is not considered complete until the following materials have been submitted. Failure to submit any or all of the required materials may result in a delay or denial of your permit. Please attach separate pages as necessary.</i></p>	
<ul style="list-style-type: none"> <input type="checkbox"/> Admission Fee / Rental Fee / Donation Requested \$ <u>10-25</u> <input type="checkbox"/> Food / Alcohol being served <u>SEALED/PRE-PACKAGED FOODS, NO ALCOHOL</u> <input type="checkbox"/> Special City Services Requested (road closure, security, traffic control, etc) <u>No</u> <input type="checkbox"/> Copies of any required State, County or other local government license or permit (liquor, gambling, etc.) <input type="checkbox"/> Certificate of Insurance (must name the city as an additional insured, see insurance requirements) <input type="checkbox"/> Any Public Health Plans (water supply, solid waste collection, toilet facilities, etc.) <input type="checkbox"/> Emergency Plans (fire prevention, emergency medical, severe weather, etc.) <input type="checkbox"/> Site Layout <input type="checkbox"/> Security Plans <input type="checkbox"/> Traffic / Parking Plans <input type="checkbox"/> Sound / Noise Plan 	

INSURANCE CARRIER FOR EVENT

A certificate of insurance naming the City of Spring Lake Park as an additional insured **must be submitted at least 10 days prior to the event start date.** Amount of insurance required is \$1,000,000.

Name of Insurance Carrier NORTH CENTRAL INSURANCE AGENCY Policy # NN1284546

PROPERTY OWNER'S STATEMENT

I am the fee title owner of the described property and I agree to this application. I certify that I am in compliance with all ordinance requirements and conditions regarding other City approval that had been previously granted.

Signature: _____

Date: _____

APPLICANT'S STATEMENT

The application shall be processed in my name and I am the party whom the City should contact regarding the application. I have completed all of the applicable filing requirements and I hereby acknowledge that I have read and fully understand the applicable provisions of the City Ordinances and current policies related to this application and that the documents and information I have submitted are true and correct.

Signature: [Handwritten Signature]

Date: 7/17/2023

CITY APPROVAL

Conditions for Approval: _____

DEPARTMENTAL ROUTING

City Administrator

[Handwritten Signature]

Police

Public Works

[Handwritten Signature]

Code Enforcement

[Handwritten Signature]

Fire Department (if required)

COUNCIL ACTION

Approved Denied Date: _____

DISAPPROVAL BY: _____

DATE: _____

DEPT: _____

PHONE: _____

Application fee (non-refundable): \$50.00

Paid: 50

Receipt #: 152826

* Additional Administrative, Public Works and Police costs may apply.

- 1. Type and description of the special event and a list of all activities to take place at the event;**
Professional wrestling show fundraiser. Activities to take place include professional wrestling matches, meet-and-greets with the wrestlers, concessions sales and raffles.
- 2. Name of the sponsoring entity, the names of at least two contact persons and their addresses and phone numbers;**
Wishes & More is the sponsoring entity; wrestling is provided by the American Wrestling Federation

Chris Johnson (main contact), Wishes & More, 961 Hillwind Rd NE, Fridley, MN 55432
Daytime phone number: 763-502-1500 (office)
Phone number day of event: 763-447-8651 (cell)

Tony DeNucci, American Wrestling Federation, 612-669-9730
- 3. Proposed date(s) of the special event, together with the beginning and ending times for each date;**
Saturday, November 4, 2023
Doors open at 6:00 PM, ends at 9:00 PM (venue is rented from 4:00 PM to 10:00 PM)
- 4. Proposed location of the special event, including a diagram of the proposed area to be used showing the location of any barricades, perimeter/security fencing, tents, canopies, entertainment stages, portable toilets, parking areas, trash containers, and any other items related to the event;**
Spring Lake Park High School gymnasium

Indoor event – no barricades, fencing (other than what is already erected around the school), tents, canopies or portable toilets. SLP HS parking lot and trash containers will be used for their respective purposes.
- 5. Estimated number of special event staff, participants and spectators;**
Special event staff – 15-20 volunteers, 1 Spring Lake Park Police Officer
Participants: 10-12 wrestlers
Spectators: 300-1,000
- 6. Any public health plans, including supplying water to the site, solid waste collection and the number of toilet facilities that will be available;**
Indoor event – water and waste collection as normally supplied and collected, respectively, via Spring Lake Park High School. At least two bathrooms available
- 7. Any plans for first aid facilities and the name of the person or entity providing these services;**
Building Supervisors provided by Spring Lake Park High School/District 16 are trained in basic first aid. Additionally, Spring Lake Park High School Opportunities in Emergency Care students

will be on-site. Bill Neiss, OEC Program Director, will be providing OEC services.

8. **Any fire prevention and emergency medical service plans;**
Fire alarms already installed by Spring Lake Park High School. Emergency medical service will be provided by SLP HS OEC students.
9. **Security plans;**
SLP School Resource Officer Aaron Imig will be on site. Additionally, private security provided by American Wrestling Federation.
10. **Parking plans;**
Spring Lake Park High School parking lot.
11. **Cleanup plans;**
SLP HS janitor on site, plus volunteers.
12. **The admission fee, donation or other consideration to be charged or requested for admission to the special event;**
Admission fees range from \$10 to \$25.
13. **Whether any sound amplification or public address system will be used or if there will be any playing of any music or musical instruments;**
Indoor speakers will be used.
14. **Proof of written notification to all property owners within 500 feet of the special event, informing them of the event. Such notice shall contain the date, time and location of the special event and be distributed no later than 15 days before the event; and**
Indoor event.
15. **Any other information as requested by the city, that it deems reasonably necessary in order to determine the nature of the special event.**

Please contact Chris Johnson with any questions or concerns. Email chrisj@wishesandmore.org; office 763-502-1500; cell 763-447-8651.



CERTIFICATE OF LIABILITY INSURANCE

DATE (MM/DD/YYYY)

7/17/2023

THIS CERTIFICATE IS ISSUED AS A MATTER OF INFORMATION ONLY AND CONFERS NO RIGHTS UPON THE CERTIFICATE HOLDER. THIS CERTIFICATE DOES NOT AFFIRMATIVELY OR NEGATIVELY AMEND, EXTEND OR ALTER THE COVERAGE AFFORDED BY THE POLICIES BELOW. THIS CERTIFICATE OF INSURANCE DOES NOT CONSTITUTE A CONTRACT BETWEEN THE ISSUING INSURER(S), AUTHORIZED REPRESENTATIVE OR PRODUCER, AND THE CERTIFICATE HOLDER.

IMPORTANT: If the certificate holder is an **ADDITIONAL INSURED**, the policy(ies) must have **ADDITIONAL INSURED** provisions or be endorsed. If **SUBROGATION IS WAIVED**, subject to the terms and conditions of the policy, certain policies may require an endorsement. A statement on this certificate does not confer rights to the certificate holder in lieu of such endorsement(s).

PRODUCER North Central Insurance Agency 16854 HWY 10 NW Elk River MN 55330	CONTACT NAME: Benjamin Bauman PHONE (A/C, No, Ext): (763) 241-7900 FAX (A/C, No): E-MAIL ADDRESS: ben@northcentralinsurance.com
	INSURER(S) AFFORDING COVERAGE INSURER A: Nautilus Insurance Company INSURER B: INSURER C: INSURER D: INSURER E: INSURER F:
INSURED AMERICAN WRESTLING FEDERATION 19360 DODGE ST NW ELK RIVER MN 55330-2899	

COVERAGES**CERTIFICATE NUMBER:****REVISION NUMBER:**

THIS IS TO CERTIFY THAT THE POLICIES OF INSURANCE LISTED BELOW HAVE BEEN ISSUED TO THE INSURED NAMED ABOVE FOR THE POLICY PERIOD INDICATED. NOTWITHSTANDING ANY REQUIREMENT, TERM OR CONDITION OF ANY CONTRACT OR OTHER DOCUMENT WITH RESPECT TO WHICH THIS CERTIFICATE MAY BE ISSUED OR MAY PERTAIN, THE INSURANCE AFFORDED BY THE POLICIES DESCRIBED HEREIN IS SUBJECT TO ALL THE TERMS, EXCLUSIONS AND CONDITIONS OF SUCH POLICIES. LIMITS SHOWN MAY HAVE BEEN REDUCED BY PAID CLAIMS.

INSR LTR	TYPE OF INSURANCE	ADDL SUBR		POLICY NUMBER	POLICY EFF (MM/DD/YYYY)	POLICY EXP (MM/DD/YYYY)	LIMITS	
		INSD	WVD					
A	<input checked="" type="checkbox"/> COMMERCIAL GENERAL LIABILITY			NN1284546	06/25/2023	06/25/2024	EACH OCCURRENCE	\$ 1,000,000.00
	<input type="checkbox"/> CLAIMS-MADE <input checked="" type="checkbox"/> OCCUR						DAMAGE TO RENTED PREMISES (Ea occurrence)	\$ 100,000.00
							MED EXP (Any one person)	\$ 5,000.00
							PERSONAL & ADV INJURY	\$ 1,000,000.00
GEN'L AGGREGATE LIMIT APPLIES PER:							GENERAL AGGREGATE	\$ 2,000,000.00
<input checked="" type="checkbox"/> POLICY <input type="checkbox"/> PRO-JECT <input type="checkbox"/> LOC							PRODUCTS - COMP/OP AGG	Included
OTHER:								\$
	AUTOMOBILE LIABILITY						COMBINED SINGLE LIMIT (Ea accident)	\$
	<input type="checkbox"/> ANY AUTO						BODILY INJURY (Per person)	\$
	<input type="checkbox"/> OWNED AUTOS ONLY	<input type="checkbox"/>	<input type="checkbox"/> SCHEDULED AUTOS				BODILY INJURY (Per accident)	\$
	<input type="checkbox"/> HIRED AUTOS ONLY	<input type="checkbox"/>	<input type="checkbox"/> NON-OWNED AUTOS ONLY				PROPERTY DAMAGE (Per accident)	\$
	<input type="checkbox"/> AUTOS ONLY	<input type="checkbox"/>						\$
	UMBRELLA LIAB						EACH OCCURRENCE	\$
	<input type="checkbox"/> EXCESS LIAB						AGGREGATE	\$
	<input type="checkbox"/> OCCUR							\$
	<input type="checkbox"/> CLAIMS-MADE							\$
	DED		RETENTION \$					\$
	WORKERS COMPENSATION AND EMPLOYERS' LIABILITY						PER STATUTE	OT-ER
	ANY PROPRIETOR/PARTNER/EXECUTIVE OFFICER/MEMBER EXCLUDED? (Mandatory in NH)		Y/N				E.L. EACH ACCIDENT	\$
	If yes, describe under DESCRIPTION OF OPERATIONS below		N/A				E.L. DISEASE - EA EMPLOYEE	\$
							E.L. DISEASE - POLICY LIMIT	\$

DESCRIPTION OF OPERATIONS / LOCATIONS / VEHICLES (ACORD 101, Additional Remarks Schedule, may be attached if more space is required)

Event to be held on November 4 2023 at the Spring Lake Park High School. Sponsored by Wishes & More 961 Hillwind RD Fridley MN 55432.

CERTIFICATE HOLDER**CANCELLATION**

City of Spring Lake Park

1300 81st Ave NE

Spring Lake Park MN 55432

SHOULD ANY OF THE ABOVE DESCRIBED POLICIES BE CANCELLED BEFORE THE EXPIRATION DATE THEREOF, NOTICE WILL BE DELIVERED IN ACCORDANCE WITH THE POLICY PROVISIONS.

AUTHORIZED REPRESENTATIVE

Benjamin Bauman

© 1988-2015 ACORD CORPORATION. All rights reserved.

Hi Dan,

Here is the documentation
for our wrestling event at
SLPHS on 11/4.

John Angell, Community Education
Coordinator (763-600-5054)
approved use of the gym.

Please let me know if there is
anything else you need.

Thank you!

Chris

CITY OF SPRING LAKE PARK

Cashier asystAdmin
At Front Counter

8/10/23 2:22pm 152826

From: Wishes & More
961 Hillwind Rd NE
Minneapolis
MN, 55432
Special Event Permit

CR Accounts Recei 50.00
Wishes & More

Receipt total 50.00

CK 10046 50.00

Change Due 0.00

Thank you!

City of Spring Lake Park
1301 81st Avenue NE
Spring Lake Park, MN 55432

Contractor's Licenses

August 21, 2023

General Contractor

Barr Construction, LLC.

Fence Me In

Mechanical Contractor

Advanced Heating & Air Conditioning

Plumbing Contractor

Sasquatch Plumbing, LLC.

Roofing Contractor

United Contractors, Inc.

Sign Contractor

Albrecht Sign Company

DeMars Signs, Inc.

RHL, Inc.

Tree Contractor

The Davey Tree Expert Company

City of Spring Lake Park
1301 81st Avenue NE
Spring Lake Park, MN 55432

Sign Permits

August 21, 2023

Sign Permit

Marvel Sewer and Drain

7703 Central Avenue NE

Bizzee Bee's

8299 University Ave

Trevor@marvelseweranddrain.com



CITY OF SPRING LAKE PARK

1301 81st Avenue N E
Spring Lake Park, MN 55432
763-784-6491

Sign Permit Application

DATE: Aug 19th, 2023
NAME OF APPLICANT: Marvel Sewer and Drain - Trevor Armstrong - GM
ADDRESS OF APPLICANT: 7703 Central Ave NE
TELEPHONE NUMBER OF APPLICANT: 763.274.4775
Ben Smith - Owner

NAME OF BUSINESS AND LOCATION of building structure, or lot to which or upon which the sign is to be attached or erected: Marvel Sewer and Drain - Unit C (Southwest)

New Construction: Remodel: X Ink adding sign Word Change Only:

Attach a drawing or sketch showing the position of the sign in relation to the nearest building, structures, public streets, right-of-way and property lines. Said drawing to be prepared to scale.

Attach two (2) blueprints or ink drawings of the plans and specifications and method of construction or attachment to the building or in the ground, including all dimensions. Show location of all light sources, wattage, type and color of lights and details of light shields or shades.

Attach a copy of stress sheets and calculations showing the structure is designed for dead load and wind velocity in the amount required by this and all other Ordinances of the City, if requested by the Building Inspection Department.

Name of person, firm or corporation erecting the structure: Resolution Graphics

Address:

Is an Electrical Permit required? Yes - I believe so. Dirty Backlit

I, the undersigned applicant, do further make the following agreement with the City of Spring Lake Park Mn:

- 1) To authorize and direct the City of Spring Lake Park to remove and dispose of any signs and sign structures on which a Permit has been issued but which was not renewed, if the owner does not remove the same within thirty (30) days following the expiration of the Permit.
2) To authorize and direct the City of Spring Lake Park to remove said sign and sign structure, at the expense of the applicant, where maintenance is not furnished, but only after a hearing and after notice of sixty (60) days, specifying the maintenance required by the City.
3) To provide any other additional information which may be required by the Building Inspection Department.

SIGNATURE OF APPLICANT (Handwritten signature)

Ben Ben Smith

FOR OFFICE USE ONLY: *****
FEE: \$75.00 RECEIPT NUMBER:

DATE OF APPROVAL: DATE OF ISSUE:

REASON FOR DENIAL:

ADDITIONAL REQUIREMENTS FOR SIGN PERMIT: *Bldg*
SQUARE FOOTAGE OF FRONT OF BUILDING: *2,880*
SQUARE FOOTAGE OF ALL EXISTING SIGNS: *260 sq ft*
SQUARE FOOTAGE OF PROPOSED SIGN OR SIGNS: _____

INCLUDE A DRAWING SHOWING LOCATION AND MESSAGE ON SIGN.

IF YOU ARE NOT THE OWNER OF THE PROPERTY, INCLUDE A SIGNED LETTER FROM THE OWNER GIVING PERMISSION TO ERECT THE SIGN.

NOTE: ALL APPLICATIONS ARE DUE BY NOON ON THE TUESDAY PRECEDING THE COUNCIL MEETING.


DRAWING:

proposed
38 sq ft - \$75.00

864 sq ft - 30%
60 sq ft - existing
38 sq ft - proposed

766 sq ft - Remaining

387



- 46"x120" Overall Logo Size
- 2" deep Halo lit fabricated letters
- White led lighting
- Letters painted to match PMS Dark Blue
- Logo painted to match PMS Blue
- Stud mounted with 1" spacers





CITY OF SPRING LAKE PARK
1301 81st Avenue N E
Spring Lake Park, MN 55432
763-784-6491

Sign Permit Application

DATE: 8-15-23
NAME OF APPLICANT: Danicy Freih
ADDRESS OF APPLICANT: 8299 University Ave NE. Spring Lake Park
TELEPHONE NUMBER OF APPLICANT: 612-290-5163
NAME OF BUSINESS AND LOCATION of building structure, or lot to which or upon which the sign is to be attached or erected: Bizzec Beer's Cafe + Pies

New Construction: Remodel: Word Change Only: X

Attach a drawing or sketch showing the position of the sign in relation to the nearest building, structures, public streets, right-of-way and property lines. Said drawing to be prepared to scale.

Attach two (2) blueprints or ink drawings of the plans and specifications and method of construction or attachment to the building or in the ground, including all dimensions. Show location of all light sources, wattage, type and color of lights and details of light shields or shades.

Attach a copy of stress sheets and calculations showing the structure is designed for dead load and wind velocity in the amount required by this and all other Ordinances of the City, if requested by the Building Inspection Department.

Name of person, firm or corporation erecting the structure: Danicy Freih

Address: 8299 University Ave NE

Is an Electrical Permit required? NO

I, the undersigned applicant, do further make the following agreement with the City of Spring Lake Park Mn:

- 1) To authorize and direct the City of Spring Lake Park to remove and dispose of any signs and sign structures on which a Permit has been issued but which was not renewed, if the owner does not remove the same within thirty (30) days following the expiration of the Permit.
2) To authorize and direct the City of Spring Lake Park to remove said sign and sign structure, at the expense of the applicant, where maintenance is not furnished, but only after a hearing and after notice of sixty (60) days, specifying the maintenance required by the City.
3) To provide any other additional information which may be required by the Building Inspection Department.

Handwritten signature of Danicy Freih

SIGNATURE OF APPLICANT

FOR OFFICE USE ONLY:*****

FEE: \$725.00 RECEIPT NUMBER:

DATE OF APPROVAL: DATE OF ISSUE:

REASON FOR DENIAL:

ADDITIONAL REQUIREMENTS FOR SIGN PERMIT:

SQUARE FOOTAGE OF FRONT OF BUILDING: 10,000

SQUARE FOOTAGE OF ALL EXISTING SIGNS: 292

SQUARE FOOTAGE OF PROPOSED SIGN OR SIGNS: Awning - 34 + pylon 22 + 128 + 192
392

INCLUDE A DRAWING SHOWING LOCATION AND MESSAGE ON SIGN.

IF YOU ARE NOT THE OWNER OF THE PROPERTY, INCLUDE A SIGNED LETTER FROM THE OWNER GIVING PERMISSION TO ERECT THE SIGN.

NOTE: ALL APPLICATIONS ARE DUE BY NOON ON THE TUESDAY PRECEEDING THE COUNCIL MEETING.

DRAWING:


pylon Existing
 $96 \times 2 = 192$
 $50 \times 2 = 100$ (digital)

3000 - 30%
292 Existing
392 proposed

2316 Remaining

proposed
 $34 \times \text{awning} - \75.00
 $- \$75 \times 2 = \150
 36×2
 $- \$75 + 24(1.25) = \$105 \times 2 = \$210$
 64×2
 $- \$75 + 56(1.25) = \$145 \times 2 = \$290$
 76×2

 $\$725$



2 Sides

96" x 2 = 192"

Banners

Qty 2 = \$805/ea panel

~~Qty 4 = \$750/ea panel~~

(Banners would have an extra 6" of white around the outer border so that you can wrap around the edges and grommets every 1-2 feet around the border so that you can screw it to the outer frame of the panel)

26.5 in

**FULL MENU: BREAKFAST, LUNCH, DINNER
AVAILABLE ALL DAY! 8AM-8PM**

191.5 in

North - 2

Qty 2

36212 = 722

Standard Decals = \$400/ea panel

(Decals would be just one print to fit on the panel)

191 in

South - 2

48 in

**Your Neighborhood Hometown Cafe
FREE PIE DAILY!**

Qty 2

64212 = 1282

Standard Decals = \$675/ea panel

(Decals would be just one print to fit on the panel)

34'



12" Tall x 34' Long



Police Report
July 2023
Submitted for Council Meeting: August 21st, 2023

The Spring Lake Park Police Department responded to seven-hundred eighty-three calls for service for the month of July 2023. This is compared to responding to eight hundred and four calls for service in July 2022.

Investigator Bennek reports handling forty-two cases for the month of July 2023. Twenty-eight of these cases were felonies and fourteen were misdemeanors. Investigator Bennek also continues to monitor five forfeiture cases along with his monthly case load. Investigator Bennek wanted to thank several officers in the PD with assisting him in the investigation of several of the Misdemeanor cases. Investigator Bennek reported assisting the Ramsey County Violent Crimes Unit along with BCA units in executing a search warrant on an armed robbery suspect in Spring Lake Park. Investigator Bennek also orchestrated the new 2023 Dodge Durango build in July 2023. For further details, see Investigator Bennek's attached report.

With the added cases in Investigations our Records staff has been very busy. We thank them for the hard work that they do for the officers and Investigator Bennek.

The month of July 2023 has been a busy month for myself. Along with running the day to day operations, I continued to represent the City of Spring Lake Park at several meetings which I have listed below:

- 2024 Budget meeting with Administrator Buchholtz
- Rhombus security solutions demo
- Several City Hall building remodel meetings
- Motorola security solutions and body camera demo
- Council workshop
- Anoka County JLEC Critical Infrastructure meeting
- Webinar on the new Cannabis Law
- CIT annual security review
- Anoka County JLEC meeting

I was also able to attend two of my last three remaining classes for my Basic Emergency Management Certification in the month of July. I look forward to taking and completing my last class in October of this year.

I want to thank Keith and Kevin Schweiger of Perfect 10 Auto for their generous donation of \$2500.00 to our Bike Patrol program. We were able to purchase two new bikes for our program with their donations from 2022 and 2023.

This will conclude my report for the month of July 2023.



Investigator

Tony Bennek

Spring Lake Park Police Department

Monthly Report

July 2023

Total Case Load

Case Load by Level of Offense: 42

Felony	28
Gross Misdemeanor	0
Misdemeanor	14

Case Dispositions:

County Attorney	26
Juvenile County Attorney	0
City Attorney	16
Forward to Other Agency	0
SLP Liaison	0
Carried Over	0
Unfounded	0
Exceptionally Cleared	0
Closed/Inactive	0

Forfeitures:

Active Forfeitures	5
Forfeitures Closed	1



City of Spring Lake Park
Code Enforcement Division
1301 Eighty First Avenue Northeast
Spring Lake Park, Minnesota 55432
(763) 783-6491 Fax: (763) 792-7257

REPORT

TO: Spring Lake Park City Council
FROM: Jeff Baker, Code Enforcement Director
RE: Code Enforcement Monthly Report for July 2023
DATE: August 17, 2023

Permits for July, had a total of 18 building, 0 certificate of occupancy, 0 fire suppression, 7 Zoning, 13 mechanical and 8 plumbing for a total of 46 permits issued compared to a total of 45 in 2022. Code Enforcement conducted 144 inspections in the month of July including 78 building, 25 housing, 16 fire, 22 nuisance and 3 site-visits.

A hail storm must have come through the City or a large number of roofs have been needing replacement at the same time. I closed out 28 roofing permits in the month of July. With no signs of slowing down in the upcoming months.

Take 5 Car Wash has completed their plumbing underground work.

Garfield property – Rick’s Demolition has excepted the demolition job. The tentative start date will be at the end of August. Gas and electric have been disconnected at the curb.

In July of 2023, I also attended the following appointments:

- City Hall Renovation Meeting July 6th & 27th.
- Lakeview Ln Site-Visit July 6th.

This concludes the Code Enforcement Department monthly report for July 2023. If anyone has any questions or concerns regarding my report, I would be happy to answer them at this time.



August 21, 2023

Mr. Dan Buchholtz, Administrator
City of Spring Lake Park
1301 Eighty-First Avenue NE
Spring Lake Park, MN 55432-2188

Reference: 2024 Street Project (Sanburnol-Elm and 83rd Avenue
Receive Feasibility Report, Call for Hearing, and Authorize Plans and Specs

Dear Dan:

A Feasibility Report for the possible 2024 Street Improvement Project has been prepared. The streets in the project are Sanburnol Drive, Elm Drive NE and 83rd Avenue NE between University and Terrace.

We request that the City Council take the following actions:

- **Receive Feasibility Report and Call for Public Improvement Hearing.**
- **Authorize the preparation of final plans and specifications.**

A possible schedule to complete major project tasks is:

Authorize Feasibility Report	June 5 and July 17 ✓
Accept Report and Call for Improvement Hearing	August 21, 2023
Authorize Preparation of Plans and Specifications	August 21, 2023
Public Improvement Hearing	September 18 or October 2
City Council Approve Plans and Specifications	November 20, 2023
MnDOT State Aid Approval	December 2023
Open Bids	January 2024
Declare Costs and Order Final Assessment Roll	February 5, 2024
Receive Assessment Roll & Order Assessment Hearing	February 20, 2024
Public Assessment Hearing	March 18, 2024
Award Contract (Award Bids)	March 18, 2024
Begin Construction	May 2024

The current planning level estimate of the project costs are as shown below.

Construction	\$ 879,800
Engineering	\$ 176,000
Legal, Geotech, Testing, and Admin.	<u>\$ 60,000</u>
Total Project	\$ 1,115,800

Please feel free to contact us if you have any questions or require any additional information.

Sincerely,
Stantec

Phil Gravel

RESOLUTION NO. 2023-31

**RESOLUTION RECEIVING FEASIBILITY REPORT AND CALLING
HEARING ON IMPROVEMENT**

WHEREAS, pursuant to Resolution 2023-21 and 2023-29, approved by the City Council on June 5, 2023 and July 17, 2023 respectively, a report has been prepared by Stantec with reference to the proposed 2024 Street Improvement Project, the improvement of 83rd Avenue NE between the centerline of University Avenue Service Drive to its terminus at Terrace Road NE, Sanburnol Drive between the centerline of University Avenue Service Drive to its terminus at Elm Drive NE and Elm Drive between the centerline of Able Street to its terminus at Sanburnol Drive by rehabilitating said streets, along with any needed sanitary sewer, storm sewer, sidewalk and water system repairs discovered during the project; and

WHEREAS, the report was received by the City Council on the 21st day of August, 2023; and

WHEREAS, the report provides information regarding whether the proposed improvement is necessary, cost-effective, and feasible; whether it should best be made as proposed or in connection with some other improvement; the estimated cost of the improvement as recommended; and a description of the methodology used to calculate individual assessments for affected parcels.

NOW, THEREFORE, BE IT RESOLVED by the City Council of the City of Spring Lake Park, Minnesota:

1. The council will consider the improvement of such streets in accordance with the report and the assessment of abutting property for all or a portion of the cost of the improvement pursuant to Minnesota Statutes, Chapter 429 at an estimated total cost of the improvement of \$1,118,800.
2. A public hearing shall be held on such proposed improvement on the 2nd day of October, 2023, in the Council Chambers of Spring Lake Park City Hall at 7:00pm, or as soon thereafter as practical, and the Administrator, Clerk/Treasurer shall give mailed and published notice of such hearing and improvement as required by law.

The foregoing resolution was moved for adoption by Councilmember.

Upon roll call, the following voted aye:.

And the following voted nay:

Whereupon the Mayor declared said resolution duly passed and adopted this 21st day of August, 2023.

Robert Nelson, Mayor

ATTEST:

Daniel R. Buchholtz, Administrator

**CITY OF SPRING LAKE PARK
NOTICE OF HEARING ON IMPROVEMENT**

TO WHOM IT MAY CONCERN:

Notice is hereby given that the Spring Lake Park City Council will meet in the Council Chambers of City Hall at 7:00pm, or as soon thereafter, on Monday, October2, 2023 to consider the making of the 2024 Street Improvement Project, the improvement of 83rd Avenue NE between the centerline of University Avenue Service Drive to its terminus at Terrace Road NE, Sanburnol Drive between the centerline of University Avenue Service Drive to its terminus at Elm Drive NE and Elm Drive between the centerline of Able Street to its terminus at Sanburnol Drive by rehabilitating said streets, along with any needed sanitary sewer, storm sewer, sidewalk and water system repairs discovered during the project, pursuant to Minn. Stat. §§ 429.011 to 429.111. The area to be assessed for such improvement is all properties abutting the project area. The estimated cost of the improvement is \$1,118,800. A reasonable estimate of the impact of the assessment will be available at the hearing. Such persons who desire to be heard with reference to the proposed improvement will be heard at this meeting.

Administrator, Clerk/Treasurer

Published in the Blaine/SLP Life on September 22, 2023 and September 29, 2023.



City of Spring Lake Park Feasibility Report

2024 Street Improvements Project

**Sanburnol Drive NE,
Elm Drive NE,
and 83rd Avenue NE.**

August 2023

Stantec Project No. 193806347



Stantec Consulting Services Inc.
733 Marquette Avenue, Suite 1000
Minneapolis MN 55402
Tel: (612) 712-2000

August 21, 2023

Honorable Mayor and City Council
City of Spring Lake Park
1301 81st Avenue NE
Spring Lake Park, MN 55432-2116

Re: Feasibility Report
2024 Sanburnol Drive, Elm Drive, and 83rd Avenue Improvements Project
Stantec Project No.: 193806347

Dear Mayor and Council:

Submitted herewith is our Report on providing improvements Sanburnol Drive NE, Elm Drive NE, and 83rd Avenue NE. Sanburnol and Elm are located on the north edge of the city between University service Drive and Able Street. 83rd is located on the west side of town between University Service Drive and Terrace Road. The report was authorized by the City Council on June 5, 2023 and July 17, 2023.

The Report includes a discussion of the existing condition of the streets, as well as a description of the improvements recommended for inclusion in this project. The improvements primarily include street rehabilitation and select repairs to the existing public storm sewer system.

A planning-level cost estimate for the recommended improvements is also included in the Report, along with a possible method of cost allocation for division of cost between the City, properties that will benefit from the improvements.

We would be pleased to meet with the City Council and Staff at any mutually convenient time to discuss the findings of this Report.

Sincerely,
STANTEC

Council Receive Report Copy

Phil Gravel, City Engineer

I hereby certify that this report, plan, or specification was prepared by me or under my direct supervision and that I am a duly Registered Professional Engineer under the laws of the State of Minnesota.

Phil Gravel, P.E.

Date: August 21, 2023 Registration No. 19864

Table of Contents

Letter of Transmittal	2
Table of Contents	3
Executive Summary	4
Introduction and Existing Roadway Conditions.....	4
Geotechnical and Roadway Design Considerations.....	5
Storm Sewer	6
Water Main.....	6
Sanitary Sewer	6
Permits	7
Project Schedule	7
Opinion of Probable Project Costs	8
Cost Allocation and Assessments.....	8
Conclusions and Recommendations	10

Figures 1 and 2 – Project Location – Area To Be Assessed
Appendix A – Opinions of Probable Project Costs
Appendix B – Preliminary Assessment Roll

Executive Summary

Since the late 1990's, the City of Spring Lake Park has undertaken a comprehensive city-wide street maintenance program. Street Improvement Projects have occurred regularly since that time. Recent projects were completed in 2014-2015 and in 2022. This report presents information for completing improvements on the following streets:

- Sanburnol Drive NE (last paved in 1997),
- Elm Drive NE (last paved 1997 and 2004), and
- 83rd Avenue NE (last paved in 1994).

The proposed improvements presented herein are similar to the improvements that were completed in 2014, 2015, and 2022. It is proposed to complete the project in one construction season.

Since a portion of Sanburnol Drive is located within the City of Blaine, Blaine will pay for the proportional cost of the Sanburnol improvements. Also, all three roadways in the project are on the city's Municipal State Aid System (MSAS). MSAS funding will be used for a portion of the project costs.

The estimated total project cost is \$1,118,800. The estimated amount to be assessed is \$218,909.53. The estimated amount to be reimbursed by the City of Blaine is \$393,775. The net estimated City of Spring Lake Park share of the project to be financed is \$503,115.47 (total project cost less proposed assessments less City of Blaine Share). The estimated total project costs and cost share amounts will be updated when the project plans go through MnDOT State Aid review.

The proposed assessment rates presented herein are consistent with the city's assessment practice. The proposed assessment rates are similar to rates from previous projects when adjusted for inflation. If the Council wishes to proceed with the project, the next steps include preparation of a detailed financial analysis, sharing information with the public, and final preparation of plans and specifications.

Introduction and Existing Roadway Conditions

In June and July of 2023, the City Council authorized preparation of a Feasibility Report to complete a street improvements project on the streets in the project area.

The streets in the project area are existing urban, bituminous roadways with concrete curb and gutter. The streets are 32-feet wide (face of curb to face of curb). 83rd Avenue NE was last paved in 1994. Sanburnol and Elm were last paved in 1997. Pavement section information per the most recent construction plans is presented below along with other characteristics of the existing.

Sanburnol from Univ. Service to Monroe Street:

Street Width	32-feet (face of curb to face of curb)
Bituminous	4.6-inches average (4.0 – 6.25 range)
Aggregate Base	4 to 7 inches (reclaimed material)
Number of Driving Lanes	2 (one in each direction)
Parking	None
Sidewalk	None from Univ. Serv. Drive to Terrace. On south side (and spots on north) Terrace to Monroe.

Sanburnol and Elm from Monroe Street to Able:

Street Width	32-feet (face of curb to face of curb)
Bituminous	4.6-inches average (4.0 – 5.25 range)
Aggregate Base	4 to 6 inches (reclaimed material)
Number of Driving Lanes	2 (one in each direction)
Parking	None
Sidewalk	On south side between Monroe and Able

83rd Avenue NE from Univ. Service to Terrace Road:

Street Width	32-feet (face of curb to face of curb)
Bituminous	5.5-inches
Aggregate Base	6-inches (Class 5 with geotextile fabric)
Number of Driving Lanes	2 (one in each direction)
Parking	Allowed on south side between 5 th and Terrace
Sidewalk	North side (with one gap)

The existing curb and gutter along the roads is generally in fair condition. Minor cracks and settlements in spot locations.

In place storm sewer catch basin structures are in need of repair or replacement throughout the project. The storm sewer piping which connects the catch basins to the main storm sewer lines is generally in fair shape.

Existing sidewalk is in adequate condition. MnDOT State Aid will review the mainline existing sidewalks during the design phase of the project and determine if any mainline sidewalk repairs are necessary to meet ADA standards.

Geotechnical Investigation

A limited geotechnical investigation was completed on Sanburnol/85th and Elm Drive. The results of the geotechnical investigations are presented in a separate report dated July 28, 2023 from American Engineering Testing.

The results of the geotechnical analysis provide information on the existing bituminous thickness and street section, soil conditions and types underneath the existing bituminous. The geotechnical information also provides data used in the design of the proposed pavement section for the roadway.

The geotechnical investigation did not include environmental monitoring and sampling in conjunction with the soil borings. On some street projects, environmental sampling is completed to check the sub-base of the existing road and the soil beneath for the presence of diesel-range organics (DROs), polychlorinated biphenyls (PCBs), volatile organic compounds (VOCs), and heavy (RCRA) metals. The presence of any of these materials, in sufficient concentration, could require modified construction methods, and special requirements for handling and disposal of the soil. Based on discussions with City staff, we do not have reason to suspect that any of the road segments included in this report may contain questionable subgrade

Roadway Design Considerations

Street Section – Sanburnol and Elm

According to the recent geotechnical borings, the existing bituminous thickness on Sanburnol and Elm ranges from 4.0-inches to 6.25-inches. The existing bituminous was placed over 4.0-inches to 7.0-inches of granular material that appears to be aggregate base. The subgrade is silty sand.

The proposed construction will include reclamation of the existing bituminous. This process involves grinding the existing bituminous into a granular/aggregate material to use as a base for new bituminous. The proposed design section will include 5.5-inches of new bituminous over 8-inches of Class 5 or reclaimed material.

Street Section – 83rd Avenue NE

According to available record documents, the existing bituminous section on 83rd Avenue NE in the project area is 5.5-inches of bituminous over 6.0-inches of Class 5 aggregate. The Class 5 aggregate was placed on a geotextile fabric.

The proposed construction will include removing the top 2.0-inches of bituminous by milling, patching any areas of distress, and placing a new 2-inch bituminous mat. Some small areas of the bituminous base will be patched after milling occurs. This process preserves the existing base and geotextile fabric.

CONCRETE CURB AND GUTTER

The streets included in this project have existing B618 (high back) concrete curb and gutter. Based on a field review and discussions with the Public Works Director, the majority of the curb appears to be in satisfactory condition. The City has indicated that they prefer to save the curb and gutter if possible. Therefore, it is proposed to limit the replacement of curb and gutter to spot areas. Proposed curb replacement segments include those sections currently showing damage or deterioration and at those locations where storm sewer repairs and pedestrian ramp replacements are proposed.

SIDEWALK

Concrete sidewalk currently exists in some portions of the project area. Based on a field review and discussions with the Public Works Director, the majority of the existing sidewalk appears to be in satisfactory condition. Since the existing sidewalk is in adequate condition, only spot repairs and pedestrian ramp work are proposed. MnDOT State Aid will review the mainline existing sidewalks during the design phase of the project and determine if any mainline sidewalk repairs are necessary to meet ADA standards.

On 83rd Avenue, there is a 200-foot gap of missing sidewalk on the north side of the road. It is proposed to construct new sidewalk in this area to fill in the missing sidewalk gap.

Storm Sewer

The existing storm sewer structures have been inspected by the Public Works Director to determine pipe conditions and identify necessary repairs. The majority of the catch basins and leads throughout the project are deemed to be in acceptable condition. Some catch basin structures will be removed and replaced with new structures. All storm sewer structures will receive new castings and concrete adjustment rings.

The spacing of the existing storm sewer inlets (catch basins) on Sanburnol/85th Avenue is insufficient to meet current design standards. It is proposed to add storm sewer inlets on Sanburnol/85th Avenue at approximately 300-feet east of Terrace Road and approximately 300-feet east of Monroe Street.

Water Main

The existing water distribution system in the project area is deemed to be in an acceptable condition based on the history of past repairs in the project area and discussions with the Public Works Director. No improvements or extensions will be made to the water distribution system as part of this project. Work on the system will be limited to adjustment of valve boxes or hydrants as part of the street improvements.

Sanitary Sewer

Sanitary sewer mains exist along the length of the streets in the project area. The existing sewer mains have all been lined as part of sewer lining projects. No extensions or upgrades to the sanitary sewer system are proposed as part of this project.

MNDOT STATE AID REVIEW

Portions of Sanburnol/85th, all of Elm Drive, and all of 83rd Avenue NE are part of the city's Municipal State Aid System (MSAS). MSAS funds will be used for a portion of the project funding. The construction plans for the project will need to be approved by the Municipal State Aid office of MnDOT. These approvals will require that the improvements be designed and constructed in accordance with State Aid standards. MSAS project numbers that have been assigned for the project are:

SAP 106-129-002 on University Service Drive north of 85th/Sanburnol in the City of Blaine.

SAP 106-115-007 on 85th Ave (AKA Sanburnol) from Terrace Rd to Monroe St. in the City of Blaine.
SAP 183-103-001 on Sanburnol Dr (AKA 85th Ave) from Terrace to Monroe in Spring Lake Park.
SAP 183-104-001 on Elm Dr in Spring Lake Park. in Spring Lake Park.
SAP 183-107-002 on 83rd Avenue in Spring Lake Park.

Permits

To construct the proposed improvements discussed herein, it is anticipated the following permits will need to be obtained prior to the start of construction:

- Minnesota Pollution Control Agency: A NPDES General Storm Water Permit for Construction Activities will be required from the Minnesota Pollution Control Agency.
- MnDOT: The City will use Municipal State Aid System (MSAS) funds for a portion of the project. Approval of the construction plans from the State Aid Department of MnDOT will be required prior to accepting bids on the project.
- Coon Creek Watershed District (CCWD):
Per the current CCWD rules (Approved 10/10/22), an erosion and sediment control plan will be required, but a Rule 3 (Stormwater Management) permit should not be required because the method of construction proposed (milling and reclamation) does not meet the CCWD definition of Full Reconstruction.

CCWD Rule 3 - Stormwater Management

- **Fully Reconstructed Impervious Surface.** An area where impervious surface is removed down to the underlying native soil, and the underlying native soil (as distinguished from roadway subbase material) is disturbed. The following are among those actions that do not constitute impervious surface reconstruction: structure renovation; impervious surface mill, reclamation and overlay; paving of an existing gravel road that will remain rural-section road; hard surface removal and replacement associated with an isolated maintenance activity (as opposed to broader-scale replacement) such as repair of a catch basin or pipe section or replacement at the same hydraulic capacity; and pedestrian ramp installation.

Project Schedule

The following schedule outlines the major project tasks necessary to complete the project.

Authorize Feasibility Report (and Geotechnical)	June 5 & July 17, 2023
Accept Report and Call for Improvement Hearing	August 21, 2023
Authorize Preparation of Plans and Specifications	August 21, 2023
Public Improvement Hearing	September 18 or October 2
City Council Approve Plans and Specifications	November 20, 2023
MnDOT State Aid Approval	December 2023
Open Bids	January 2024
Declare Costs and Order Final Assessment Roll	February 5, 2024
Receive Assessment Roll & Order Assessment Hearing	February 20, 2024
Public Assessment Hearing	March 18, 2024
Award Contract (Award Bids)	March 18, 2024
Begin Construction	May 2024

Opinion of Probable Project Costs

An opinion of Probable Project Costs has been prepared for the proposed improvements based on current information, including an allowance for engineering, administrative fees, financing. Costs are not included for capitalized interest that will accrue. It is anticipated that a separate financing analysis of the project will be prepared when funding and financing decisions are made. Note, the cost estimate herein does not include costs for University Service Drive north of Sanburnol (100% in the city of Blaine).

A detailed list of the estimated improvement costs is included in an attachment to this report. The total estimated project cost is \$1,115,800.

The approximate frontage in Blaine for the Sanburnol(85th Ave.)-Elm project is about 3,200 feet out of a total approximate frontage of 7,720 feet. $3,200 \div 7,720 = 0.4145$. For this report we have assumed that Blaine will be responsible for about 41.45 percent of the Sanburnol(85th Ave.)-Elm project costs. 41.45% of \$950,000 is \$393,775.

The project cost estimate will be updated and refined as part of the design process and as part of the MnDOT Municipal State Aid plan approval process.

Cost Allocation and Assessments

The costs for the improvements will be recovered through a combination of assessment to the properties benefiting from this project and City funding.

CITY ASSESSMENT POLICY AND PRACTICE

The City Council adopted Resolution 98-48 on November 16, 1998 establishing a Pavement Management Policy. The City adopted an addendum to the policy in January 1999 to clarify construction issues. Resolution 98-48 established assessment policy to be applied to street improvement projects. This policy provides that commercial, industrial, school, and church properties shall pay 100 percent of the actual cost based on the front footage of the property adjacent to the streets being improved. For purposes of this report, public lands (city property) is treated the same as school and church properties on previous projects.

For residential properties, the policy says that costs will be split, with approximately 45% being assigned to the residential properties, and approximately 55% being funded by the City. The assignment of costs to residential properties will be made on a per single family residential equivalent unit basis. For this method, a single-family lot is assigned a value of one unit. Multiple housing lots are counted as proportions of equivalent single-family lots. Duplex units are counted at a rate of 0.8 single-family lots per unit, town homes are counted at a rate of 0.6 single-family lots per unit, and apartments are counted as 0.4 single-family lots per unit. No differentiation is made between attached and detached town home units.

In accordance with the Pavement Management Policy, all costs of public utility improvements incurred on this project (sanitary sewer, water main, and storm sewer), will be completely funded by the City, with no portion assessed.

Residential corner lots that have recently been assessed for a previous street improvement projects are not proposed to be assessed. Three corner lots within the 2024 Street Improvements Project (#300 Sanburnol, #8490 Monroe, and #8497 Monroe) were previously assessed in 2014-2015 and are therefore not proposed to be assessed under this project.

ASSESSMENT RATE ASSUMPTIONS FOR THIS PROJECT

The 2024 Street Improvement work proposed for Sanburnol-Elm includes additional street section than a typical residential street due to anticipated truck, bus, and vehicle traffic higher than a typical residential street. To accommodate the additional traffic, the street section (bituminous thickness) is oversized more than a typical residential street. The proposed assessments herein for Sanburnol-Elm are based on a typical residential street with no oversizing of the street section included.

ASSESSMENT RATE CALCULATIONS

To determine the proposed assessment rates for this project, a cost estimate was determined for a pavement preservation on a typical residential street. A copy of the estimate for a Typical Street Mill and Overlay is attached to this report. This amount was used as the assessable project cost for determining assessments.

Costs for pavement (bituminous) above and beyond a typical residential street section were not included. Costs for storm sewer, sanitary sewer, and water main were also not included as assessable project costs. New mainline sidewalk is proposed to be assessed.

For residential properties, the City assessment practice calls for assessing 45% of the assessable project cost on a per parcel basis.

For non-residential properties, the City Assessment call for assessing on a front foot basis. The front footage assessment rate is based on 100% of the assessable project costs. The total front footage lengths were determined from Anoka County mapping. City-owned properties were included front footage values.

PROPOSED ASSESSMENT RATES

Based on the assumptions and methodology presented above, the resulting estimated assessment rates for a standard residential street are shown below. An analysis of financing and funding options should be prepared based on the information contained herein.

**PROPOSED ASSESSMENT RATES:
2024 STREET IMPROVEMENTS PROJECT**

Unit Assessment Rate	\$2,000.00 / parcel
Per Front Foot Rate	\$59.25 per front foot
Sidewalk for 359 83 rd Ave.	\$8,600 total

**ESTIMATED TOTAL ASSESSMENTS:
2024 STREET IMPROVEMENTS PROJECT**

Sanburnol-Elm Assessments	\$132,924.90
83 rd Avenue Assessments	<u>\$85,984.63</u>
Total Estimated Assessments	\$218,909.53

**ASSESSMENT RATE COMPARISON
PAST PROJECTS IN SPRING LAKE PARK**

<u>Project</u>	<u>Unit Rate</u>	<u>Frontage Rate</u>
2022 Street Improvements Project	\$2,726.00	N / A
2014-2015 Street Imp. Project	\$3,079.55	\$68.22
Able Street/Terrace Road (actual 2011 rates)	\$2,992.93	\$67.92
CSAH 10 Frontage Roads (inflated from 2007)	N / A	\$72.08
81 st Avenue (inflated from 2005)	\$3,119.39	\$71.55
2004 Street Improvement Project (inflated)	\$3,055.77	\$70.50
2003 Street Improvement Project (inflated)	\$3,205.53	\$73.55

AREA TO BE ASSESSED

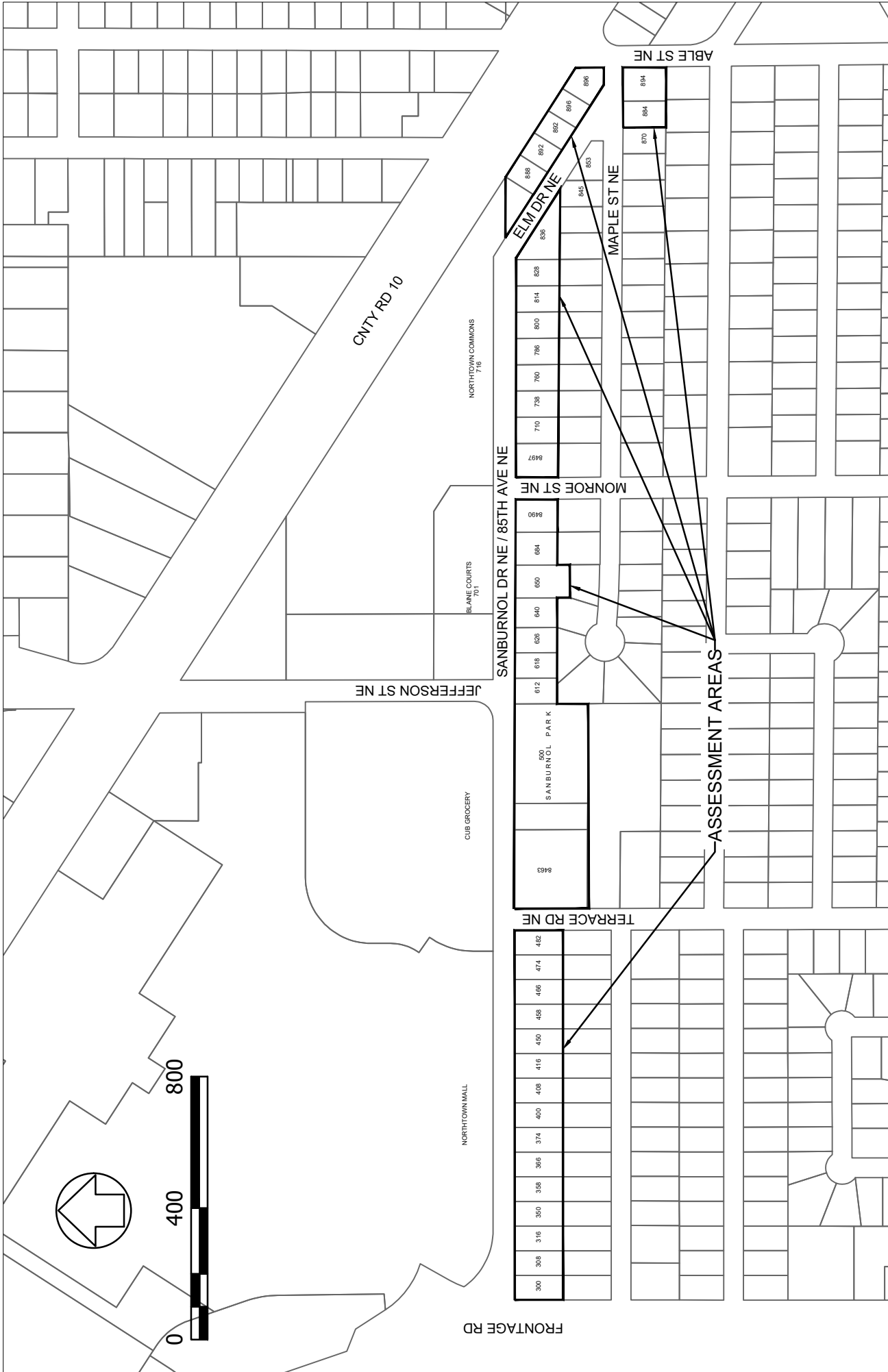
The area proposed to be assessed included the parcels adjacent to the improvements. The area to be assessed is shown on Figures 1 and 2 of this report. The parcels are listed in the Preliminary Assessment Roll.

Conclusions and Recommendations

This Feasibility Report was ordered by the City Council based on the age and condition of streets included in the project. It has been determined that a capital improvement project to reconstruct these streets should be undertaken. The project is necessary, cost effective and feasible.

A project schedule has been presented for completing the improvements in one construction season. The following recommendations are presented for consideration by the Spring Lake Park City Council:

- A financing analysis for the project should be prepared.
- The City should accept this Report and adopt it as a guide for completion of the proposed improvements.
- The City should consider assessing a portion of the cost of this project to abutting properties in accordance with approved City policy.
- The City should schedule a public improvement hearing to receive input on the proposed improvements.
- Upon completion of the public hearing, if the City wishes to proceed, the City Council should formally order the project.



LOCATION PLAN - SANBURNOL DR. ASSESSMENT AREA

SPRING LAKE PARK, MN
 2023 STREET IMPROVEMENTS

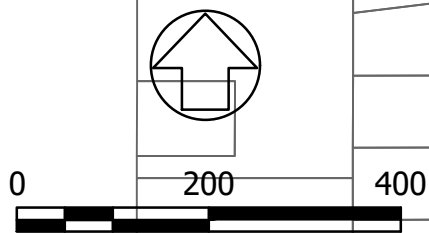
FIGURE 1



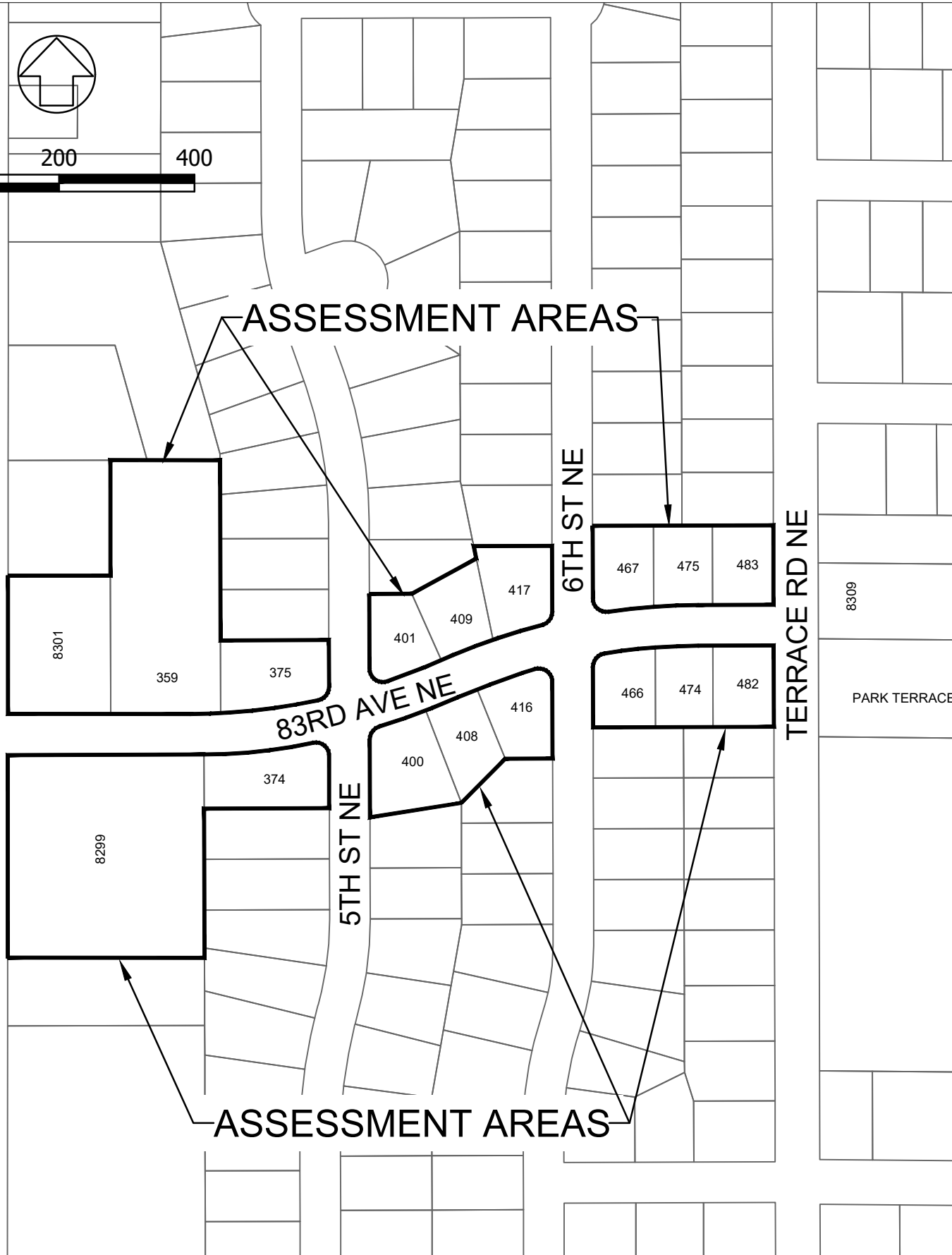
733 Marquette Avenue, Suite 1000
 Minneapolis, MN 55402
 www.stantec.com

PROJ. NO. 193806347

DATE 07-27-2023



UNIVERSITY AVE E SERVICE RD



ASSESSMENT AREAS

ASSESSMENT AREAS

LOCATION PLAN - 83RD AVE ASSESSMENT AREA

Opinion of Probable Construction Costs - Typical Street Mill and Overlay
 City of Spring Lake Park
 August 2023

Item	Item	Units	Quantity	Opinion of Probable Costs	
				Unit Price	Total
1	MOBILIZATION	LS	1	\$3,000.00	\$3,000.00
2	TRAFFIC CONTROL	LS	1	\$2,000.00	\$2,000.00
3	INLET PROTECTION	EACH	2	\$150.95	\$301.90
4	ADJUST EX VALVE BOX	EACH	2	\$365.00	\$730.00
5	ADJUST EX FRAME & RING CASTING	EACH	4	\$670.00	\$2,680.00
6	REMOVE BITUMINOUS PAVEMENT	SQ YD	175	\$5.00	\$875.00
7	REMOVE CONCRETE CURB AND GUTTER	LIN FT	100	\$8.50	\$850.00
8	CONCRETE CURB AND GUTTER	LIN FT	100	\$35.85	\$3,585.00
9	MILL BITUMINOUS PAVEMENT	SQ YD	1667	\$1.80	\$3,000.60
10	PREPARE BITUMINOUS PAVEMENT FOR OVERLAY	SQ YD	1667	\$0.50	\$833.50
11	TYPE SP 9.5 WEARING COURSE MIXTURE (3,C)	TON	250	\$90.00	\$22,500.00
12	BITUMINOUS TACK COAT	GAL	100	\$5.00	\$500.00
13	TYPE SP 12.5 NON WEAR 3 INCH STREET PATCH	SQ YD	175	\$18.00	\$3,150.00
14	5" LOAM TOPSOIL, SEED, FERTILIZER, & HYDROMULCH	SQ YD	30	\$18.00	\$540.00
15	4" DOUBLE LINE YELLOW-EPOXY	LIN FT	500	\$2.00	\$1,000.00
16	4" SOLID LINE WHITE-EPOXY	LIN FT	16	\$1.50	\$24.00
TOTAL ESTIMATED CONSTRUCTION					\$45,570.00
Administration					\$13,680.00
Total Estimated Project Cost					\$59,250.00

Assumed 500-foot long standard SLP street. 34-wide
 2.5-inch mill and overlay. 10% repair. 15% base patch.

Front foot assessment rate is total cost divided by 1000 front feet = **\$59.25** per front foot

Per parcel assessment rate for standard residential lot of assumed 75-foot
 frontage and city policy of assessing 45% of cost is $0.45 * \text{front foot rate} * 75 =$ \$1,999.69
 Say: **\$2,000.00** per parcel

Appendix A
OPINION OF PROBABLE PROJECT COSTS
2024 STREET IMPROVEMENTS PROJECT
SPRING LAKE PARK, MINNESOTA
 August 2023
 PROJECT NO. 193806347

	Item	Units	Qty	Unit Price	Total
Sanburnol and Elm:					
1	MOBILIZATION	LS	1	\$40,000.00	\$40,000.00
2	TEMPORARY TRAFFIC CONTROL	LS	1	\$8,302.00	\$8,302.00
3	REMOVE CONCRETE CURB	LIN FT	1000	\$10.50	\$10,500.00
4	REMOVE CONCRETE WALK	SQ FT	700.0	\$5.25	\$3,675.00
5	FULL DEPTH RECLAMATION (FDR) (P)	SQ FT	116100	\$1.00	\$116,100.00
6	SUBGRADE PREPARATION	LS	1	\$2,310.00	\$2,310.00
7	ADJUST GATE VALVE	EACH	4	\$800.00	\$3,200.00
8	ADJUST EX MH FRAME & RING CASTING	EACH	11	\$800.00	\$8,800.00
9	NEW CB FRAME & RING CASTING	EACH	7	\$800.00	\$5,600.00
10	SUBGRADE EXCAVATION (CV)	CU YD	430	\$19.20	\$8,256.00
11	SELECT GRANULAR BORROW (CV)	CU YD	430	\$22.70	\$9,761.00
12	LOAM TOPSOIL BORROW, MODIFIED (LV)	CU YD	80	\$25.60	\$2,048.00
13	BITUMINOUS WEAR COURSE MIXTURE SP 9.5 (3,C) 1.5"	TON	1120	\$95.00	\$106,400.00
14	BITUMINOUS NON WEAR COURSE MIXTURE SP 12.5 (3,C)	TON	3000	\$90.00	\$270,000.00
15	TACK COAT	GAL	300	\$2.60	\$780.00
16	6" CONCRETE WALK	SQ FT	700	\$16.00	\$11,200.00
17	TRUNCATED DOMES	SQ FT	60	\$63.00	\$3,780.00
18	CONCRETE CURB & GUTTER DESIGN B618	LIN FT	1000	\$20.00	\$20,000.00
19	12" RC PIPE SEWER DESIGN 3006 CLASS V	LIN FT	775	\$71.00	\$55,025.00
20	15" RC PIPE SEWER DESIGN 3006 CLASS V	LIN FT	32	\$79.00	\$2,528.00
21	CONSTRUCT DRAINAGE STRUCTURE 2X3 BOX	EACH	4	\$4,625.00	\$18,500.00
22	CONSTRUCT DRAINAGE STRUCTURE DESIGN 48-4020	EACH	5	\$4,625.00	\$23,125.00
23	ESC BLANKET, CATEGORY 2S	SQ YD	1000	\$6.00	\$6,000.00
24	SEED, FERTILIZER, & HYDROMULCH	SQ YD	1000	\$1.50	\$1,500.00
25	SILT FENCE, TYPE HAND INSTALLED	LIN FT	100	\$7.40	\$740.00
26	FILTER LOG TYPE WOOD FIBER BIOROLL	LIN FT	100	\$7.40	\$740.00
27	TEMPORARY ROCK CONSTRUCTION ENTRANCE	EACH	3	\$1,000.00	\$3,000.00
28	STORM DRAIN INLET PROTECTION	EACH	15	\$230.00	\$3,450.00
29	DOUBLE 4" SOLID LINE YELLOW-EPOXY	LIN FT	3600	\$1.30	\$4,680.00
TOTAL SANBURNOL-ELM CONSTRUCTION					<u>\$750,000.00</u>
Administration, Engineering, and Legal					<u>\$200,000.00</u>
TOTAL PROJECT COST - SANBURNOL/85th-ELM					<u>\$950,000.00</u>

	Item	Units	Qty	Unit Price	Total
83rd Avenue:					
1	MOBILIZATION	LS	1	\$7,000.00	\$7,000.00
2	TEMPORARY TRAFFIC CONTROL	LS	1	\$1,977.00	\$1,977.00
3	REMOVE CONCRETE CURB	LIN FT	250	\$10.00	\$2,500.00
4	REMOVE CONCRETE WALK	SQ FT	200	\$5.25	\$1,050.00
5	REMOVE BITUMINOUS STREET PAVEMENT FOR PATCH	SQ FT	7200	\$0.25	\$1,800.00

6	REMOVE BITUMINOUS DRIVEWAY PAVEMENT	SQ FT	500	\$0.25	\$125.00
7	MILL BITUMINOUS PAVEMENT (P)	SQ FT	36000	\$0.25	\$9,000.00
8	TYPE SP 12.5 NON WEAR 3 INCH STREET PATCH	SQ FT	7200	\$2.00	\$14,400.00
9	TYPE SP 12.5 NON WEAR 3 INCH DRIVEWAY PATCH	SQ FT	500	\$2.00	\$1,000.00
10	PREPARE BITUMINOUS PAVEMENT FOR OVERLAY	LS	1	\$2,310.00	\$2,310.00
11	ADJUST GATE VALVE	EACH	3	\$800.00	\$2,400.00
12	ADJUST EX MH FRAME & RING CASTING	EACH	7	\$800.00	\$5,600.00
13	NEW CB FRAME & RING CASTING	EACH	10	\$800.00	\$8,000.00
14	LOAM TOPSOIL BORROW, MODIFIED (LV)	CU YD	20	\$25.60	\$512.00
15	BITUMINOUS WEAR COURSE MIXTURE SP 9.5 (3,C) 2"	TON	480	\$95.00	\$45,600.00
16	BITIMINOUS WEAR COURSE MIXTURE (2,B) (DRWY)	TON	20	\$184.00	\$3,680.00
17	TACK COAT	GAL	200	\$2.60	\$520.00
18	4" CONCRETE WALK	SQ FT	1000	\$6.70	\$6,700.00
19	6" CONCRETE WALK	SQ FT	200	\$14.10	\$2,820.00
20	TRUNCATED DOMES	SQ FT	12	\$63.00	\$756.00
21	CONCRETE CURB & GUTTER DESIGN B618	LIN FT	250	\$20.00	\$5,000.00
22	SEED, FERTILIZER, & HYDROMULCH	LS	1	\$1,000.00	\$1,000.00
23	FILTER LOG TYPE WOOD FIBER BIOROLL	LIN FT	50	\$7.40	\$370.00
24	STORM DRAIN INLET PROTECTION	EACH	10	\$230.00	\$2,300.00
25	DOUBLE 4" SOLID LINE YELLOW-EPOXY	LIN FT	1100	\$1.30	\$1,430.00
26	4" SOLID LINE WHITE-EPOXY	LIN FT	650	\$3.00	\$1,950.00
TOTAL 83RD AVENUE CONSTRUCTION					<u>\$129,800.00</u>
Administration, Engineering, and Legal					\$36,000.00
TOTAL PROJECT COST - 83rd Avenue					<u>\$165,800.00</u>

PRELIMINARY ASSESSMENT ROLL
Sanburnol-Elm - 2024 STREET IMPROVEMENTS PROJECT

SPRING LAKE PARK, MINNESOTA

August 2023

Property ID	Property Address	Owner	Frontage	Proposed Assessment	Mail Address (if different)
PIN: 02-30-24-21-0017	300 SANBURNOL DR NE	LOTZ, RONALD LELAND		\$ -	
PIN: 02-30-24-21-0161	308 SANBURNOL DR NE	NORGAARD, DARLA JEAN		\$ 2,000.00	
PIN: 02-30-24-21-0015	316 SANBURNOL DR NE	WAHIDI, FEROZ & KAMELLA		\$ 2,000.00	
PIN: 02-30-24-21-0014	350 SANBURNOL DR NE	KORUS, UCHEENNA N		\$ 2,000.00	
PIN: 02-30-24-21-0013	358 SANBURNOL DR NE	NASH, ALICIA		\$ 2,000.00	
PIN: 02-30-24-21-0012	366 SANBURNOL DR NE	KOEGEL, ERIN M		\$ 2,000.00	
PIN: 02-30-24-21-0011	374 SANBURNOL DR NE	MACDONALD, STEPHEN		\$ 2,000.00	
PIN: 02-30-24-21-0010	400 SANBURNOL DR NE	NGUYEN, THAN V		\$ 2,000.00	
PIN: 02-30-24-21-0009	408 SANBURNOL DR NE	KELLAR, DORIS E		\$ 2,000.00	
PIN: 02-30-24-21-0008	416 SANBURNOL DR NE	BEDOYA, JOSE		\$ 2,000.00	
PIN: 02-30-24-21-0007	450 SANBURNOL DR NE	OLIVERIUS, JEANNETTE F		\$ 2,000.00	
PIN: 02-30-24-21-0006	458 SANBURNOL DR NE	KALEEL, BEBE R		\$ 2,000.00	
PIN: 02-30-24-21-0005	466 SANBURNOL DR NE	ERICKSON, TAMARA D		\$ 2,000.00	
PIN: 02-30-24-21-0004	474 SANBURNOL DR NE	FAUTSCH, AMBROSE J		\$ 2,000.00	
PIN: 02-30-24-21-0003	482 SANBURNOL DR NE	TINGELSTAD, STEWART M		\$ 2,000.00	
PIN: 02-30-24-12-0169	8463 TERRACE RD NE	city	240.0	\$ 14,220.00	
PIN: 02-30-24-12-0168	8463 TERRACE RD NE - part of	city	80.0	\$ 4,740.00	
PIN: 02-30-24-12-0004	8463 TERRACE RD NE - part of	city	304.0	\$ 18,012.00	
PIN: 02-30-24-12-0029	612 SANBURNOL DR NE	MECL TRUSTEE COLLEEN M		\$ 2,000.00	
PIN: 02-30-24-12-0030	618 SANBURNOL DR NE	KENOWSKI, JACOB		\$ 2,000.00	
PIN: 02-30-24-12-0031	626 SANBURNOL DR NE	SUBASIC, AHMET & HEDIJA		\$ 2,000.00	
PIN: 02-30-24-12-0001	640 SANBURNOL DR NE	HERING TRUSTEE, GENEAN M		\$ 2,000.00	
PIN: 02-30-24-12-0002	650 SANBURNOL DR NE	NEALY, JACQUELINE R		\$ 2,000.00	
PIN: 02-30-24-12-0119	684 SANBURNOL DR NE	BLESII, JAMES J		\$ 2,000.00	
PIN: 02-30-24-12-0118	8490 MONROE ST NE	MNSF T2 SPE LLC		\$ -	6836 MORRISON BLVD STE 320 C
PIN: 02-30-24-11-0091	8497 MONROE ST NE	STOMBAUGH TRUSTEE, DUANE M		\$ -	
PIN: 02-30-24-11-0090	710 SANBURNOL DR NE	QUITO, EFRAIN DARIO		\$ 2,000.00	3850 2 1/2 ST NE COLUMBIA HEIGHTS
PIN: 02-30-24-11-0089	738 SANBURNOL DR NE	KONETSKI, MICHAEL		\$ 2,000.00	
PIN: 02-30-24-11-0088	760 SANBURNOL DR NE	BURNS, DANIEL		\$ 2,000.00	
PIN: 02-30-24-11-0087	786 SANBURNOL DR NE	BELDEN RIVER REAL ESTATE LLC		\$ 2,000.00	3319 BELDEN DR ST ANTHONY HEIGHTS
PIN: 02-30-24-11-0086	800 SANBURNOL DR NE	GURUNG, RAJU		\$ 2,000.00	
PIN: 02-30-24-11-0085	814 SANBURNOL DR NE	JONES, DANIELLE		\$ 2,000.00	2835 RICE ST APT 926 ST PAUL HEIGHTS
PIN: 02-30-24-11-0084	828 SANBURNOL DR NE	RIERA, ESMERALDA ALVARADO		\$ 2,000.00	

PIN: 02-30-24-11-0083	836 ELM DR NE	KUEHN, DEBBRA L		\$	2,000.00
PIN: 02-30-24-11-0082	888 COUNTY ROAD 10 NE	SHARP, CURTIS D	156.6	\$	9,278.55
PIN: 02-30-24-11-0081	888 COUNTY ROAD 10 NE	SHARP, CURTIS D	80.0	\$	4,740.00
PIN: 02-30-24-11-0080	892 COUNTY ROAD 10 NE	BCD ASSOCIATES LLC	80.00	\$	4,740.00
PIN: 02-30-24-11-0079	892 COUNTY ROAD 10 NE	BCD ASSOCIATES LLC	80.0	\$	4,740.00
PIN: 02-30-24-11-0078	896 COUNTY ROAD 10 NE	BCD ASSOCIATES LLC	80.0	\$	4,740.00
PIN: 02-30-24-11-0077	896 COUNTY ROAD 10 NE	BCD ASSOCIATES LLC	130.2	\$	7,714.35
PIN: 02-30-24-11-0104	894 MAPLE ST NE	BROCK, TYLER		\$	2,000.00
PIN: 02-30-24-11-0105	884 MAPLE ST NE	OBBERG, HARLAN L		\$	2,000.00
					<u>Sanburnol-Elm total: \$ 132,924.90</u>

Property ID	Property Address	Owner	Frontage	Assessment	Mail Address (if different)
-------------	------------------	-------	----------	------------	-----------------------------

PRELIMINARY ASSESSMENT ROLL
83rd Avenue - 2024 STREET IMPROVEMENTS PROJECT
 SPRING LAKE PARK, MINNESOTA

August 2023

Property ID	Property Address	Owner	Frontage	Proposed Assessment
PIN: 02-30-24-21-0098	8301 UNIVERSITY AVE NE	BOING US HOLDCO INC	152.0	\$ 9,006.00
PIN: 02-30-24-21-0099	359 83RD AVE NE	PETER GREENHECK	162.38	\$ 9,621.02
PIN: 02-30-24-21-0099	359 83RD AVE NE	PETER GREENHECK	162.38	\$ 8,600.00
PIN: 02-30-24-21-0093	375 83RD AVE NE	6939 BAIRD LLC		\$ 8,800.00
PIN: 02-30-24-21-0092	401 83RD AVE NE	KATHY L. ROOTHAM		\$ 2,000.00
PIN: 02-30-24-21-0091	409 83RD AVE NE	SHI JIAN		\$ 2,000.00
PIN: 02-30-24-21-0090	417 83RD AVE NE	TAISHA D. MIKELL		\$ 2,000.00
PIN: 02-30-24-21-0089	467 83RD AVE NE	DENNIS J. WADNIZAK		\$ 2,000.00
PIN: 02-30-24-21-0088	475 83RD AVE NE	PAUL E. & JILL K. KASPSZAK		\$ 2,000.00
PIN: 02-30-24-21-0087	483 83RD AVE NE	ANGELA LYNNE TAYLOR		\$ 2,000.00
PIN: 02-30-24-24-0088	8299 UNIVERSITY AVE NE	AFFORDABLE DAN HOLDINC	289.58	\$ 17,157.62
PIN: 02-30-24-24-0014	374 83RD AVE NE	6939 BAIRD LLC		\$ 8,800.00
PIN: 02-30-24-24-0016	400 83RD AVE NE	LYNN KLUGE		\$ 2,000.00
PIN: 02-30-24-24-0015	408 83RD AVE NE	YESENIA FARIAS		\$ 2,000.00
PIN: 02-30-24-21-0094	416 83RD AVE NE	MICHAEL T. & TAMMY M. HAY		\$ 2,000.00
PIN: 02-30-24-21-0097	466 83RD AVE NE	JESSICA M. SOLIE		\$ 2,000.00
PIN: 02-30-24-21-0096	474 83RD AVE NE	SCOTT CARLSON		\$ 2,000.00
PIN: 02-30-24-21-0095	482 83RD AVE NE	MAUREEN J. MCCARRON		\$ 2,000.00
			83rd Ave. total	\$ 85,984.63

Sidewalk



City of Spring Lake Park
Engineer's Project Status Report

To: Council Members and Staff
From: Phil Gravel

Re: **Status Report for 08.21.23 Meeting**
File No.: R-18GEN

Note: Updated information is shown in *italics*.

2023 MS4 Permit and SWPPP Update (193805251). *The 2023 Annual Public Meeting was held on June 20th. Pond, structural BMP, and outfall inspections due by July 31st. Program analysis and annual training is due in December. The next Annual Report is due by June 30, 2024. Per 5-15-23 message: MPCA has put their requested review/audit of the city's 2022 information on hold until further notice.*

2023 Sewer Lining Project (193805871). This project includes lining the remaining sanitary sewers in the city that have not been lined (approximately 35,710-feet). Terry Randall will watch this project. The Contractor is Visu-Sewer Inc with a low bid amount of \$1,047,746. Construction Contracts have been signed and sent to the contractor (Visu-Sewer Inc.). *Contractor has indicated that they intend to start work this fall.*

2023 Seal Coat and Crack Repair Project (193806041). Project included streets in the area north of 81st Avenue and east of Able Street. The Contractor was Allied Blacktop (bid amount of \$97,770). Construction work has been completed. *Final payment can be processed when contractor submits project close-out documents.*

City Hall Building (193806049). The Design Phase for the city hall remodel project started in January 2023. The schedule calls for obtaining construction bids in late 2023. Council updated at spring 2023 workshops. Public Open House was held on May 8th. Bids are anticipated later this fall with contract award to be considered in December. *Plan preparation and staff meetings continue.*

Geographic Information System (GIS) and Mapping (19380----). The city has a need to update the mapping and records system for public works documents. Staff has been discussing implementing an online AcrGIS system maintain documents and mapping of infrastructure.

Suite Living Spring Lake Park (Hampton Cos. project at 525 Osborne). A site work and landscaping inspection needs to be completed in 2023. *The remaining financial surety will be held until a final inspection (including landscaping) and CCWD sign off in 2023.*

2024 Sanburnol Drive NE, Elm Drive NE, and 83rd Avenue NE (193806347). Sanburnol Drive (SAP 183-103-001) and Elm Drive (SAP 183-104-001) were reconstructed in 1998. 83rd Avenue NE was last paved in 1994. Spring Lake Park will be the lead agency on this project, but it will be a cooperative project between Blaine and Spring Lake Park. *Geotechnical work has been completed. Feasibility Report has been prepared. Schedule public hearing and order preparation of plans.*

2023 Anoka County Paving Project. The County will be paving Osborne Road east of Central Avenue in mid-August.

Please contact Phil Carlson, Peter Allen, Bruce Paulson, or me if you have questions or require additional information.

CORRESPONDENCE



August 2, 2023

Mayor Robert Nelson
1301 81st Ave NE
Spring Lake Park, MN 55432-2116

Representative Erin Koegel, who represents your city at the state legislature, has been selected as a League of Minnesota Cities Legislator of Distinction for 2023. The League's Board of Directors recognized a total of 35 legislators this year, including 20 House members and 15 Senate members, for their actions and leadership on a wide variety of legislative issues of importance to cities across our state. **The enclosed letter describes the specific reasons your legislator was chosen for this recognition.** A copy of this letter, and printed certificate, has been sent to your legislator as well.

Please share this recognition with your city council and the public at your next council meeting. We also encourage you to share this information with your local newspaper. Publicly acknowledging legislators for their support of city-friendly legislation helps to continue strengthening the partnership between state and local government officials in Minnesota.

If you have any questions, please feel free to contact Ted Bengtson, IGR Coordinator at the League of Minnesota Cities at tbengtson@lmc.org, (651) 281-1242. To read the complete list of all 35 legislators who received this designation, see the *Cities Bulletin* article online at www.lmc.org/lod.

Thank you, in advance, for your consideration and your support of the League's Legislators of Distinction recognition program.

Enclosure



July 27, 2023

The Honorable Erin Koegel
445 State Office Building
St. Paul, Minnesota 55155-1298

Dear Representative Koegel,

On behalf of the League's 838 member cities, I want to thank you for your efforts this past legislative session and to recognize you as a League of Minnesota Cities 2023 Legislator of Distinction.

League staff and member city officials appreciate your accessibility and your consultation with us on legislation impacting cities. Specifically, as chair of the House Sustainable Infrastructure Committee you consistently sought out League expertise on the needs of less-resourced cities to access federal and state grant funding for infrastructure and sustainability projects. From the beginning of session, you met with the League frequently to ensure the legislature placed a priority in helping less-resourced and smaller cities have an equitable opportunity to access the myriad of state and federal programs that will support local infrastructure and took cues from existing League initiatives to form impactful legislation that will help all cities with state resources compete for state and federal infrastructure funding. You also championed a bill to provide a medical exception in Minnesota's Open Meeting Law that will help local officials manage their official duties when they are dealing with personal or family health issues. League staff appreciate your efforts on behalf of cities and look forward to working with you in the future on issues impacting local units of government.

Our members know that to be successful in serving our common constituents, state and city officials must work together as partners to reach solutions that meet the unique needs of rural, suburban, and urban communities across Minnesota. City leaders also understand that without the support of legislative leaders like you, this state-local partnership would not be possible.

To acknowledge your contributions last session, mayors of each city in your legislative district will receive notification of your recognition. A press release will also be issued to media in your area. City officials and League staff look forward to continuing to work with you in the future.

Sincerely,

A handwritten signature in cursive script, appearing to read "Jenny Max".

Jenny Max,
City Administrator, Nisswa
President, League of Minnesota Cities

Daniel Buchholtz

From: Saint Paul Area Association of REALTORS® <spaar@spaar.com>
Sent: Thursday, August 10, 2023 2:04 PM
To: Daniel Buchholtz
Subject: Local Housing Market Update from SPAAR, July 2023

This message was sent from outside of the organization. Please do not click links or open attachments unless you recognize the source of this email and know the content is safe.



HOUSING UPDATE

FROM THE SPAAR GOVERNMENT AFFAIRS TEAM

Good Afternoon,

The Saint Paul Area Association of Realtors® (SPAAR) is a professional organization of over 8,100 Realtors® in 12 Minnesota counties and 200+ cities and townships. SPAAR is proud to have the most up-to-date housing statistics and we appreciate the opportunity to disseminate that information to your community.

Affordability constraints have continued to limit homebuying activity this summer, with existing-home sales falling 3.3% month-over-month nationwide as of last measure, according to the National Association of Realtors® (NAR). Mortgage rates have approached 7% in recent months, leading many prospective buyers to put their home purchase plans temporarily on hold. But higher rates have also kept many existing homeowners from listing their homes for fear of giving up the low-rate mortgages they locked in a few years ago, when rates were significantly lower.

New Listings in the Twin Cities region decreased 16% to 5,823. Pending Sales were down 9.5% to 4,408. Inventory levels fell 16.1% to 7,842 units.

Quick Facts

- 21.4%

0.0%

- 16.1%

One-Year Change in
Closed Sales

One-Year Change in
**Median Sales
Price**

One-Year Change in
Homes for Sale

Prices were even with last year. The Median Sales Price held steady at \$375,000. Days on Market was up 31.8% to 29 days. Buyers felt empowered as Months Supply of Homes for Sale was up 10.5% to 2.1 months.

Despite a drop in existing-home sales, home prices have remained near record highs, with a national median sales price of \$410,200 as of last measure, 0.9% below the all-time high of \$413,800 recorded in June 2022, according to NAR. With only 3.1 months' supply heading into July, the lack of inventory has boosted competition among buyers and put upward pressure on sales prices, especially in more affordable markets, where competition for homes remains particularly strong.

Your Local Market Update can be found [here](#).

Best regards,

Becky Wegscheid

Government Affairs Director

Saint Paul Area Association of Realtors®

bwegscheid@spaar.com

Phone: 651-772-6350

This message was sent from the Saint Paul Area Association of REALTORS®. To change your preferences or opt out, [click here](#)

Saint Paul Area Association of REALTORS®

spaar@spaar.com | Tel: 651-776-6000

325 Roselawn Avenue East | Saint Paul, Minnesota 55117

Local Market Update – July 2023

A RESEARCH TOOL PROVIDED BY THE SAINT PAUL AREA ASSOCIATION OF REALTORS®



- 50.0%

Change in
New Listings

- 16.7%

Change in
Closed Sales

+ 16.5%

Change in
Median Sales Price

Spring Lake Park

	July			Year to Date		
	2022	2023	+ / -	2022	2023	+ / -
New Listings	8	4	-50.0%	72	50	-30.6%
Closed Sales	12	10	-16.7%	71	45	-36.6%
Median Sales Price*	\$272,000	\$317,000	+ 16.5%	\$300,000	\$310,000	+ 3.3%
Average Sales Price*	\$285,229	\$317,570	+ 11.3%	\$307,956	\$305,933	-0.7%
Price Per Square Foot*	\$203	\$207	+ 1.6%	\$188	\$189	+ 0.4%
Percent of Original List Price Received*	106.9%	104.0%	-2.7%	104.5%	102.3%	-2.1%
Days on Market Until Sale	14	19	+ 35.7%	21	24	+ 14.3%
Inventory of Homes for Sale	8	3	-62.5%	--	--	--
Months Supply of Inventory	0.8	0.5	-37.5%	--	--	--

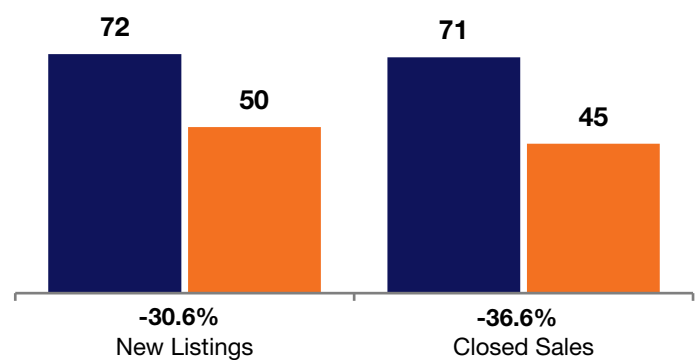
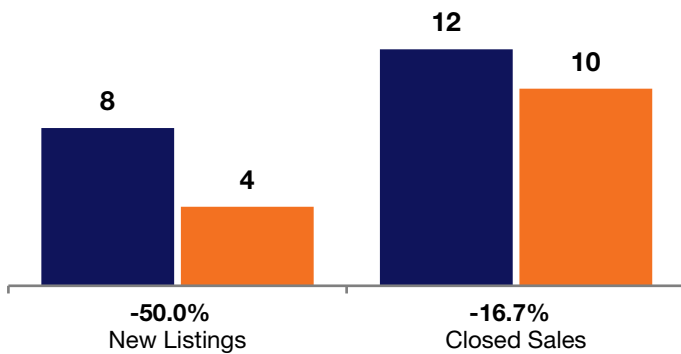
* Does not account for seller concessions. | Activity for one month can sometimes look extreme due to small sample size.

July

■ 2022 ■ 2023

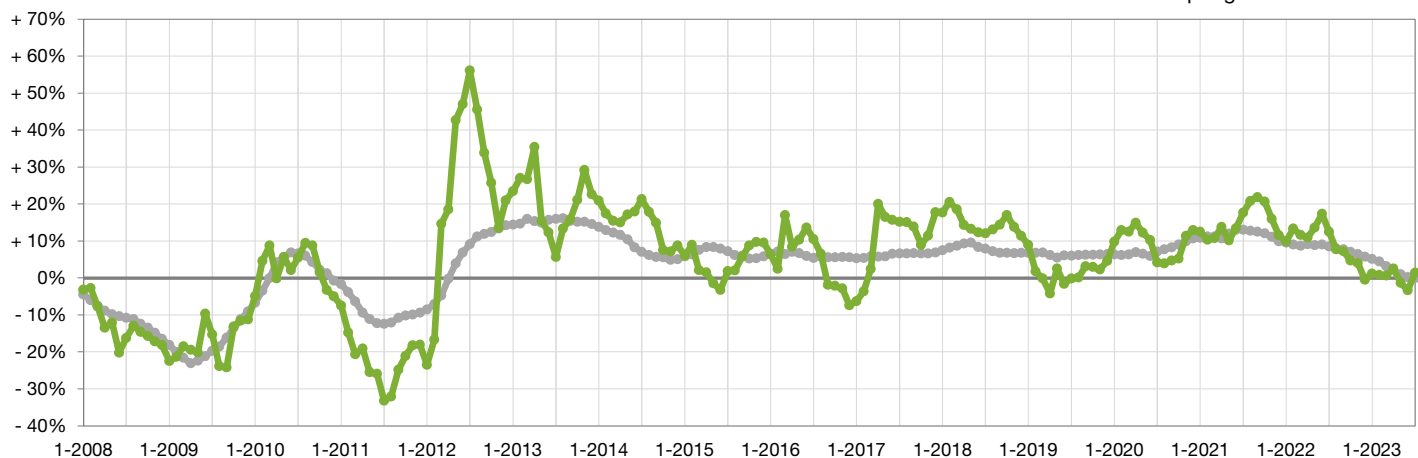
Year to Date

■ 2022 ■ 2023



Change in Median Sales Price from Prior Year (6-Month Average)**

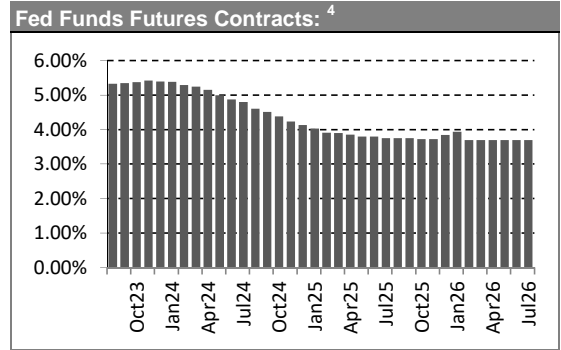
16-County Twin Cities Region —
Spring Lake Park —



** Each dot represents the change in median sales price from the prior year using a 6-month weighted average. This means that each of the 6 months used in a dot are proportioned according to their share of sales during that period.

Cash Market Indices: ²			
Term	Discount	90 Day Rate	
	Rate (%)	Rate (%)	Change
ON SOFR	5.30	0.24	
1 M LIBOR	5.43	0.33	
SOFR 30D AVG	5.12	0.30	
3 M LIBOR	5.63	0.31	
6 M LIBOR	5.86	0.47	
1 Y LIBOR	N.A.	N.A.	
FED FND ACT	5.32	0.25	
FED FND TGT	5.50	0.25	
O/N REPO	5.34	0.21	
SIFMA	3.49	0.04	

Commercial Paper (A1/P1): ³			
Term	Discount	90 Day Rate	
	Rate (%)	Rate (%)	Change
7 Day	5.29	0.25	
30 Day	5.35	0.25	
45 Day	5.38	0.23	
60 Day	5.42	0.22	
90 Day	5.52	0.24	
120 Day	5.59	0.28	
180 Day	5.73	0.42	
210 Day	5.78	0.50	
240 Day	5.80	0.58	
270 Day	5.80	0.61	



U.S. Treasury Bills: ⁵			
Term	Discount	90 Day Rate	
	Rate (%)	Rate (%)	Change
30 Days	5.20	0.11	
60 Days	5.25	0.15	
90 Days	5.29	0.24	
120 Days	5.31	0.35	
180 Days	5.31	0.59	
360 Days	5.29	0.57	

U.S. Agency Discount Notes: ⁶			
Term	Discount	90 Day Rate	
	Rate (%)	Rate (%)	Change
30 Days	5.26	0.51	
60 Days	5.31	0.53	
90 Days	5.34	0.48	
120 Days	5.37	0.43	
180 Days	5.42	0.45	
360 Days	5.40	0.47	

Institutional Money Market Mutual Funds: ⁷		
Fund Name	1 - Day Yield	Yield
Prime: Federated Money Mkt Management		5.39
Prime: Dreyfus Cash Mgmt		5.27
Prime: Western Asset Inst Liquid Reserves		5.34
US Govt: Federated Gov't Obligations Fund		5.21
US Govt: Fidelity Government Portfolio		5.21
US Govt: Western Asset Inst Gov't Reserves		5.21

Term Markets: Bloomberg Fair Market Value Curves ⁸								
Taxable Market	1 year	2 Years	3 Years	4 Years	5 Years	10 Years	20 Years	30 Years
U.S. Treasury Notes & Bonds	5.37	4.92	4.56	4.36	4.26	4.07	4.39	4.16
US Government Agency	5.42	4.97	4.64	4.45	4.34	4.35	4.65	NA
US TXBL Municipal G.O. AAA	5.43	4.99	4.75	4.64	4.65	4.82	5.23	5.43
US TXBL Municipal G.O. AA	5.45	5.13	4.95	4.85	4.85	4.94	5.15	5.35
USD Corporate Composite A	5.55	5.24	5.09	4.98	4.95	5.21	5.52	5.38
Tax-Exempt Muni Market	1 year	2 Years	3 Years	4 Years	5 Years	10 Years	20 Years	30 Years
US General Obligation AAA	3.18	3.06	2.91	2.79	2.72	2.65	3.44	3.68
US General Obligation AA+	3.37	3.23	3.06	2.94	2.87	2.84	3.67	3.97

Bloomberg Bond Yield Forecasts (Weighted Average) ⁹							
Index	Q3 23	Q4 23	Q1 24	Q2 24	Q3 24	Q4 24	
Federal Funds Rate	5.50	5.50	5.30	4.85	4.40	4.05	
3 Month Term SOFR	5.32	5.32	5.05	4.69	4.32	4.00	
2 Year US Treasury Yield	4.65	4.43	4.07	3.80	3.58	3.41	
10 Year US Treasury Yield	3.75	3.64	3.54	3.48	3.45	3.42	

Please contact the following individuals below with questions:

Chris Sullivan Senior Director - Investments Cash Management Group of Oppenheimer & Co. Inc. chris.sullivan@opco.com 612-337-2719	Jack Fay Senior Financial Advisor - Investments Cash Management Group of Oppenheimer & Co. Inc. jack.fay@opco.com 612-337-2770	Lorraine Welch Senior Financial Associate Cash Management Group of Oppenheimer & Co. Inc. lorraine.welch@opco.com 612-337-2723
---	--	--

1) Rates quoted are as of the date shown, are subject to change, do not include sales commissions and may include a dealer spread. 2) Source: Bloomberg. FED FND ACT is Fed Funds Effective Rate. FED FND TGT is Fed Funds Target Rate. 3) Source: Bloomberg. Rates are composite of offered levels for A1/P1/F1 US Commercial Paper. 4) Source: Bloomberg. Federal Funds Futures contracts effective rates. 5) Source: Bloomberg. Rates are a composite of offered levels for U.S. Treasury Bills. 6) Source: Bloomberg. Rates are a composite of discount offered levels received from brokers & dealers for US Agency Discount Notes. 7) Source: Bloomberg. Annualized 1-Day Distribution Yield. Yields can change daily when the NYSE is open. Please note that the minimum initial investment amount and minimum balance requirements can vary greatly between money market funds. Please contact us or read the prospectus for current minimums and availability of money market funds in your account. An investment in a money market fund is not guaranteed by the Federal Deposit Insurance Corp or other government agency. 8) Source: Bloomberg. Rates are derived from Bloomberg's option-free Fair Market Curves. 9) Source: Bloomberg. Fed Funds, 3-Month Libor, and 2-Year Treasury Forecasts from Bloomberg. Weighted Average results illustrated.

This information has been prepared for informational purposes only and is not an offer to buy or sell or a solicitation of any offer to buy or sell any security or other financial instrument, or to participate in any trading strategy. This is not a research report and was not prepared by the research departments of Oppenheimer & Co Inc. It was prepared by Oppenheimer's Cash Management Group for use with institutional investors only. Past performance is not necessarily a guide to future performance. Financial Advisors Paul Sullivan and Chris Sullivan, as members of the Cash Management Group of Oppenheimer & Co. Inc. ("Oppenheimer"), offer clients Oppenheimer's cash management services. Securities products offered or sold by Oppenheimer & Co. Inc. ("Oppenheimer") will not be deposits or other obligations of Oppenheimer, will not be endorsed or guaranteed by Oppenheimer, and will be subject to investment risks, including the possible loss of principal invested. Investing in securities is speculative and subject to substantial risk. There is no guarantee that any investment strategy will be successful.

Please see additional important information and qualifications at the end of this material.

Important Information and Qualifications

Rates are as of the morning of the date shown and are subject to availability. Market price, yield, and ratings are subject to change at any time. The market value of fixed income securities will fluctuate, and if sold prior to maturity, investors may receive more or less than their original purchase price or maturity value, depending on market conditions. Callable bonds may be redeemed by the issuer prior to maturity. Additional call features may exist that could affect yield. Please consult your Oppenheimer Financial Advisor regarding applicable call provisions prior to investing. In some cases information is based on data obtained by the firm from external sources deemed to be reliable. Investors should match credit ratings to their risk profiles. For additional information on any of the data noted above, please contact us.

Commercial Paper (CP):

Short-term negotiable unsecured promissory notes issued at a discount to par, primarily by industrial and financial corporations. Interest income on CP is fully taxable.

Federal Funds Futures Contracts:

The Federal Funds Futures Contract is for the simple average of the daily effective federal funds rate during the month of the contract.

Federal Agency Discount Notes:

Federal Agency Discount Notes are short-term securities issued by government sponsored enterprises (GSEs) at a discount to par value. The difference between the discount purchase price and the par value (the accreted interest) is paid at maturity. The interest earned on some Federal Agency Discount Notes is state and local tax-exempt.

Federal Agency Bonds:

Federal Agency Bonds are securities issued by government sponsored enterprises (GSEs), corporations created by Congress to foster a public purpose. Most agency bonds pay a semiannual coupon and are sold in a variety of instruments.

Money Market Mutual Funds

An investment in a U.S. SEC 2a-7 registered money market fund is not insured or guaranteed by the Federal Deposit Insurance Corporation or any other U.S. government agency. Although a US Domestic money market fund seeks to preserve the value of your investment at \$1.00 per share, it is possible to lose money by investing in a money market fund. An investor should consider the investment objectives, risks, and charges and expenses of the Fund(s) carefully before investing. A prospectus which contains this and other important information about the Fund(s) may be obtained from your Oppenheimer Financial Advisor. Please read the prospectus carefully before investing or sending money.

USD Composite A

Bloomberg Composite Ratings are averages of Moody's, Standard and Poor's and Fitch. The indices are comprised of a basket of US Dollar denominated option-free Fair Market Value Corporate bonds with maturity dates around the selected time period.

US General Obligation AAA, AA+, AA-, A+

Bloomberg Composite Ratings are averages of Moody's, Standard and Poor's and Fitch. The indices are comprised of a basket of US Dollar denominated option-free Fair Market Value Municipal General Obligation bonds with maturity dates around the selected time period.

U.S. Treasury Bills:

A short term debt obligation backed by the U.S. Government with a maturity of less than one year. T-bills commonly have maturities of one month, three months, or six months. T-bills are issued through a competitive bidding process at a discount from par, which means that rather than paying fixed interest payments like conventional bonds, the appreciation of the bond provides the return to the holder.

U.S. Treasury Notes and Bonds:

A fixed-interest U.S. government debt security with a maturity from one to thirty years. Treasury securities make interest payments semi-annually and interest is only taxed at the federal level.

90 Day Rate Change

The difference between the current rate and the rate 90 days prior. Should 90 days prior fall on a date where the market is closed, the date is shifted to the last open market date beyond 90 days.

This material is based on public information as of the specified date, and may be stale thereafter. We have no obligation to tell you when information herein may change. We make no representation or warranty with respect to the accuracy or completeness of this material. Oppenheimer & Co. Inc. has no obligation to provide updated information on the securities/instruments mentioned herein. The trademarks and service marks contained herein are the property of their respective owners. Third-party data providers make no warranties or representations of any kind relating to the accuracy, completeness, or timeliness of the data they provide and shall not have liability for any damages of any kind relating to such data.

Oppenheimer & Co. Inc. is a registered broker-dealer, not a bank. Unless otherwise specifically disclosed to you in writing, investments and services offered through Oppenheimer & Co. Inc., are not insured by the FDIC, are not deposits or other obligations of, or guaranteed by, banks and involve investment risks, including possible loss of principal invested.

The securities/instruments discussed in this material may not be suitable for all investors. The appropriateness of a particular investment or strategy will depend on an investor's individual circumstances and objectives. Oppenheimer & Co. Inc., nor any of its employees or affiliates, does not render advice on tax and accounting matters to clients. This material was not intended or written to be used, and it cannot be used by any taxpayer, for the purpose of avoiding penalties that may be imposed on the taxpayer under U.S. federal tax laws. You should always consult your own legal and tax advisor for information concerning your individual situation.

©2012 Oppenheimer & Co. Inc. . Transacts Business on All Principal Exchanges and Member SIPC. All rights reserved.
No part of this presentation may be reproduced in any manner without the written permission of Oppenheimer.

August 2, 2023

Municipal Market Comments

Fixated on Fixed-Income

The FOMC arrived on the spot last week and with no surprises hiked the Fed funds rate by 25-basis points to a **new target range of 5.25% - 5.5%, a 22-year high and totaling 525-basis points of tightening since March 2022.** With a near 100% probability of an increase on display by the futures contracts just ahead of decision time, market stakeholders solidified their focus on Chair Powell’s post-meeting press conference with all eyes turning to the September gathering. In typical Powell fashion, the Chair’s opening remarks and Q&A session were delivered with all the right “C’s” - confidence, conciseness, clarity, and composure. Much of the narrative was excerpted from prior speaking engagements with Mr. Powell unwavering in his commitment to the Central Bank’s dual mandate of full employment and price stability.

Chair Powell reiterated multiple times that ongoing data will guide the policy course in terms of additional firming while pivoting away from forward guidance, and that no decisions have been made about future rate actions, meaning that, for now, subsequent meetings should be considered live and in the current moment. He also emphasized that monetary policy is well-within restrictive territory with the need to keep it there being of great importance. **We believe that the Fed can conduct monetary policy from a good place right now given that the Central Bank is beyond its heaviest pressure to combat unacceptably high inflation through a series of aggressive rate hikes and has the flexibility to pause at an individual meeting should the data offer support.**

During the press conference, we saw clear acknowledgement from Chair Powell of the downside risks that may accompany an overly restrictive policy campaign, perhaps elevating the Central Bank’s desire to engineer a soft landing as the risks seem evenly weighted on both sides of the tightening argument. Credit conditions are already tight, and are likely to become tighter, yet the overall effects remain uncertain, and even elements of a resilient labor market are showing retrenchment such as a decline in the number of hours worked and reduced job vacancies.

The Fed’s commitment to its 2% inflation target remains firm as policymakers (not all) sound a “higher-

Jeffrey Lipton
Managing Director, Head of Municipal Research
Fixed Income Research
 (212) 667-5365
jeffrey.lipton@opco.com

Oppenheimer & Co. Inc. 85 Broad Street New York, NY 10004 Tel: 800-221-5588 Fax: 212-667-5925

THIS DOCUMENT AND THE RECOMMENDATIONS INCLUDED HEREIN ARE FOR INFORMATIONAL PURPOSES ONLY.

Please see the Legal Disclaimer and Important Disclosure information on the last page of this report for disclosures relating to potential conflicts of interest. Oppenheimer & Co. Inc. does and seeks to do business with companies (or entities) covered in its research reports. The securities mentioned in this report may be speculative in nature and involve risk to principal and interest payments.

for-longer” message to further temper ever-resilient price pressure, not the least of which is elevated core inflation. Further easing of supply constraints as well as more balanced supply/demand labor market conditions should contribute to a well-anchored disinflationary backdrop. Vehicle inflation is decelerating, home sales are slowing, and growth in consumer spending is receding, yet the totality of the data could portend additional rate hikes. Although the impact of the current tightening cycle has yielded meaningful results, we continue to look for lagging effects that are likely to add further progress. Chair Powell further indicated that the Fed could theoretically cut rates while continuing on course with quantitative tightening.

As part of Mr. Powell's narrative, prospects for recession have been fairly remote with the idea that **tight monetary policy does not necessarily have to lead to economic contraction, yet a broad cooling in labor market conditions with wage growth moving in line with 2% inflation would be acceptable.** Overall growth could be moderate with expectations for a period of below trend expansion and labor weakness. With the conclusion of the July meeting, the Fed's staff, which may offer different views than FOMC participants and members – and even the Fed Chair, no longer forecasts recession.

While June CPI came in below consensus, more consistent improvement in retail inflation is needed to gauge the effectiveness of current monetary policy. **Between now and the September FOMC meeting, market stakeholders will receive 2 more jobs reports and two more CPI prints and while that meeting is certainly live, the new rounds of data points could give rise to another pause and may even be part of the calculus that completes the tightening sequence.**

With the July meeting in the rear-view mirror, and low, yet sensitive, prospects for a September rate increase, bond yields initially seemed poised to trade within a somewhat tight range. Last Thursday came and upended this notion as a more hawkish view of monetary policy engaged with favorable economic releases, and combined with also hawkish news out of the Bank of Japan, pushed the 10-year UST benchmark yield back above 4% - again. Evidence of cooling inflation on Friday reversed the tone and sent the 10-year south of the 4% border – again. We indicated in a recent **Municipal Basis Points** that **while the Treasury yield curve remains heavily inverted, the 10-year yield has demonstrated resistance of late to spending much time with a 4-handle, and we continue to make that observation.**

Given that much of the economic discussion surrounds prospects for growth, let's begin the data conversation with the latest report on Q2 GDP, one of several post-FOMC releases that validated the Fed's decision to pursue renewed policy tightening. Growth expanded by an above-consensus annualized 2.4% (inflation-adjusted) with a noted presence of active consumer spending and a heavy return of business capital expenditures, which we expect to be primary drivers throughout the third quarter. **Although available cash flow has supported both consumer and business participation, we continue to posit that such available liquidity may recede at some point in 2024 as the impact of higher interest rates and tighter lending practices deepens.**

The end-of-week release (last week) of June's personal income and spending revealed stronger performance by the end of the second quarter relative to more tepid consumer support towards the end of Q1. Fresh data on wages indicated abating inflationary pressure in Q2, with year-over-year advances in employment costs easing to 4.5% from 4.9% in the first quarter, and wage growth rising by 1%, the smallest advance in two years. **Further slowing in wage growth, which is targeting most sectors and which is illustrative of**

wage disinflation, can be expected through the balance of 2023 and into next year given our outlook for softening economic performance and a general easing of inflationary conditions.

Separately, the PCE price index increased by 3% in June year-over-year to meet expectations, yet registered the smallest advance in over two years. Both initial and continuing claims (lowest level since January) for unemployment insurance benefits dropped below forecast during the last reported period, reflecting the protracted resiliency of the labor market. While June durable goods orders rose by 4.7% (versus +2% consensus), albeit with a disproportionate bias towards the transportation segment, new-home sales for that month declined and came in below projections while pending home sales showed minimal changes. Higher mortgage rates have reduced the affordability pool of eligible buyers and are keeping supply at depressed levels given that there are significant numbers of existing home owners holding mortgages with rates of about 400-basis points lower than prevailing conventional rates.

All-in-all, the post-FOMC economic data points reflect an economy that appears to be distancing itself from any near-term recessionary drag and that would tend to bolster the hawkish argument among those Fed policymakers calling for additional tightening measures. The consumer, while slowing down somewhat, has been at the heart of keeping recession at bay, and although we can envision additional consumer displacement, acknowledging that payments on student loans are scheduled to resume in October, recession is not imminent. Against this backdrop, 525-basis points of tightening have already made significant progress in moving inflation towards the Central Bank's 2% target and we anticipate further price relief over the coming months.

While the FOMC will not be meeting in August, the annual Kansas City Fed-sponsored economic symposium held in Jackson Hole, Wyoming will provide global Central Bankers with an opportunity to elaborate on monetary policy and to provide market stakeholders with a broader perspective on economic conditions. Following the July FOMC meeting, the accompanying policy statement held its view on inflation as “elevated” and upgraded its economic growth outlook to “moderate” from “modest”.

Although policymakers characterized the banking sector as “sound and resilient”, they did concede that credit tightening will likely create economic headwinds and we do believe that tighter capital requirements may add to the challenges. While there is still divergence among the Fed ranks, the vote to lift the funds rate was unanimous. ***With the next FOMC set for September, participants will be looking for evidence that the supply/demand labor market imbalances have improved during the inter-meeting period.*** Falling commodity prices, assisted by unwinding supply chain disruptions, have helped to place disinflation on solid ground, with even a stronger foothold expected. Recently, the International Monetary Fund elevated its outlook for the world economy citing easing economic and inflationary risks.

Just ahead of the FOMC, Treasury yields drifted higher, and followed with a modest decline in response to a widely anticipated rate hike and Chair Powell's willingness to entertain prospects for a possible pause in September as policy will pursue a “meeting by meeting” pathway. Global bond yields, however, were quickly escorted somewhat higher on the news that the Bank of Japan is opening the door to removing long-standing caps on the country's bond yields by pulling away from yield curve control in a sign of hawkish solidarity. We also heard from the ECB, which lifted its benchmark rate (for the ninth consecutive increase) by 25-basis points and retained policy flexibility for subsequent meetings.

Market-friendly inflation news released last Friday set the stage for a positive tone, but the mood quickly changed given a sell-off in UST early this week that returned the 10-year benchmark yield back above 4% on the opening day of August. This weakness came in response to elevated issuance of longer-dated securities to address a growing budget deficit, effectively overshadowing what normally would have been well-received prints on ISM Manufacturing Index and JOLTs (lowest level since 2021), both arriving below consensus and visibly indicative of tempered demand for products and workers. ***The early-in-the-week sell-off caught many market participants off guard, but we do anticipate a firmer tone to emerge with the 10-year recapturing its place below 4% as the heavier Treasury supply narrative loosens its grip amid the more nuanced and impactful interest rate plotline.***

Fitch's downgrade on U.S. sovereign debt from "AAA" to "AA+" comes 12 years after S&P took similar action and lowered our nation's debt to "AA+" from "AAA". With the downgrade, Fitch cites, "the expected fiscal deterioration over the next three years, a high and growing general government debt burden, and the erosion of governance relative to "AA" and "AAA" rated peers over the last two decades that has manifested in repeated debt limit standoffs and last-minute resolutions."

While this surprise action will likely elicit heavy response and criticism, we do not expect meaningful alterations to fixed income investment strategies. Analytically, we must question Fitch's timing as there is no looming crisis, the U.S. economy has emerged from the COVID-driven shutdown with strength and resiliency, and quite frankly, debt ceilings and the threat of a government shutdown have been consistent participants among fiscal and budgetary deliberations for a very long time.

A debt rating is meant to measure statistical probability of default incorporating a set of financial and non-financial inputs, and so it is unclear as to what has altered Fitch's view. ***Admittedly, it is fairly easy to argue that the fiscal and budgetary processes at the Federal level routinely get caught up in political theater, yet the impact upon credit ratings assessment is open to debate.*** We must also recognize the swelling debt burden and the overall debt to GDP standing of the U.S. among global counterparts, which is a primary consideration in any sovereign credit analysis.

Against this backdrop, we do not foresee substantive impact upon municipal credit or municipal market efficiency at this time. However, we cannot rule out methodology shifts from the rating agencies at some point in the future that draw parallels between U.S. and state sovereign debt practices and political behavior. Having said this, with limited exception, states are required to maintain a balanced budget and states typically engage with effective cash management practices and also benefit from statutory safeguards that help to support credit quality.

In our view, 2023 will be the year of fixed income given the extremely compelling yield and income opportunities that have made re-assessments of asset allocation highly appropriate for many portfolio strategies. Municipal bonds in particular, have demonstrated their effectiveness as a defensive investment in a rising interest rate environment designed to derail outsized inflationary pressure.

Thanks to much better paying cashflows, munis have now earned their place beyond a portfolio diversifier on a tax-adjusted, risk-adjusted, and even on a performance-adjusted basis and the more predictable income streams could offset risk-asset volatility for a growing base of natural fixed income buyers.

We think the allure is now more apparent given the improving trajectory of inflation, the nearing conclusion of the Fed's tightening campaign and the loftier Treasury yields. Let's remember that outsized inflation and the Fed's unwavering commitment to price stability through restrictive actions heavily dislocated equity and bond valuations. ***The tax-efficient nature and relatively strong credit attributes, underscored by low-defaults and higher recoveries relative to corporates, of munis offer unique benefits for conservatively-biased portfolios.***

In its latest U.S. municipal bond defaults and recoveries, 1970-2022, Moody's cites: only one default (Moody's rated) in 2022; the average five-year cumulative default rate has been stable or has fallen for the municipal sector overall and for each subsector over the past five years; municipal ratings and corporate ratings moved in different directions as municipal sector generally continued to see ratings drift up; and municipal credits continue to remain highly rated, with the median rating of municipal issuers at Aa3, compared to Baa3 for global corporates.

The vagaries of monetary policy and the dynamics of economic data points ended July performance mixed across key fixed-income cohorts, with munis taking the lead and finishing in the black thanks to a very supportive technical backdrop. Last month, munis returned 40-basis points, while UST lost 35-basis points and corporates earned 34-basis points. Let's recall that Munis stood out in June, returning 1% versus a loss of 75-basis points for Treasuries and 41-basis points for corporates. ***Historical performance data would tend to suggest that Munis are capable of weathering the effects of a Central Bank tightening cycle with perhaps less sensitivity to higher rates relative to other asset classes while providing a predictable revenue stream for both tax-exempt and taxable investment portfolios.***

While no two cycles are the same, Bloomberg data indicates that muni returns across the curve were largely positive during the past few tightening periods with higher absolute yields offsetting associated price erosion. Perhaps if the Fed had not elevated rates by as much as 525-basis points, the yield allure of munis may be less compelling and performance less prominent. Of course, we are not suggesting that higher muni yields are the only driver of performance as credit and market attributes comprise important components to the mix. We have witnessed some contraction of credit spreads and have seen longer-duration munis generally outperform given the richness on the short end of the muni curve. We have also been dwelling on the supportive technical environment underlying the municipal bond market.

As we have pointed out in previous ***Basis Points*** commentaries, tax-exempts often distance themselves from U.S. Treasury securities, which tend to reveal more front-line reaction to economic developments as well as to fiscal and monetary policies. We have also noted that the flow environment for munis is more encouraging now than at any point throughout the first six months of the year. ***The year-to-date outflows have trailed the historic withdrawals of 2022 (which saw over \$140 billion of outflows) and our expectations for more visible inflows through the balance of 2023 should help to support our favorable performance outlook.***

Important Disclosures and Certifications

Analyst Certification —The author certifies that this research report accurately states his/her personal views about the subject securities, which are reflected in the ratings as well as in the substance of this report. The author certifies that no part of his/her compensation was, is, or will be directly or indirectly related to the specific recommendations or views contained in this research report.

Oppenheimer Credit Rating System:

Rating	Description
Outperform (OP)	The analyst thinks that the security will outperform the average total return of similar securities over the next 6 – 12 months.
Market Perform (MP)	The analyst thinks that the security will match the average total return of similar securities over the next 6 – 12 months.
Underperform (UP)	The analyst thinks that the security will underperform the average total return of similar securities over the next 6 – 12 months.
Not Rated: (NR)	Oppenheimer does not rate the security.

Conflicts of Interest - Oppenheimer & Co. Inc.'s fixed income research analysts are compensated from revenues generated by various Oppenheimer & Co. Inc. businesses including the Oppenheimer & Co. Inc. Investment Banking Department, Taxable Fixed Income Capital Markets Department and Municipal Capital Markets Group. Research analysts do not receive compensation based upon revenues from specific investment banking transactions, specific sales and trading transactions or on revenues derived from investment banking services provided to a specific issuer or industry sector. Oppenheimer & Co. Inc. generally prohibits any research analyst and any member of his or her household from executing trades in the securities of a company (or entity) that such research analyst covers. Additionally, Oppenheimer & Co. Inc. generally prohibits any research analyst from serving as an officer, director or advisory board member of a company (or entity) that such analyst covers.

Oppenheimer & Co. Inc. trades as principal the fixed income securities (or related derivatives) that are the subject of this research report and may at any time have proprietary positions in the securities (or related derivatives) that are the subject of this research report. Oppenheimer & Co. Inc. may have a long or short position or deal as principal in the securities discussed herein, related securities or in options, futures or other derivative instruments based thereon.

Oppenheimer & Co. Inc. has or may seek to have an investment banking, underwriting, advisory, lending or other credit relationship with the company (or entity) that is the subject of this report., This may at times give rise to potential conflicts of interest.

This report does not take into account the investment objectives, financial situation or specific needs of any particular client of Oppenheimer & Co. Inc. or any particular investor. The securities mentioned in this report may be thinly traded; their prices, value and/or income they produce may be subject to extreme volatility. These debt securities are not suitable for all types of investors. Investors that are not "Qualified Institutional Buyers" or "QIBs" (as defined in SEC 144A) should not purchase or sell any of the securities mentioned herein without contacting a financial adviser in such investor's jurisdiction to discuss the investors particular circumstances.

This report is based on public information. Oppenheimer & Co. Inc. makes every effort to use reliable, comprehensive information, but Oppenheimer & Co. Inc. makes no representation that it is accurate or complete. All estimates, opinions and recommendations expressed herein constitute judgments of the Oppenheimer & Co. Inc.'s research analyst as of the date of this report and are subject to change without notice. Oppenheimer & Co. Inc. has no obligation to update this report. No statement contained in this report should be misinterpreted as a guarantee of the future performance of any recommended securities.

This research contains the views, opinions and recommendations of Oppenheimer & Co. Inc. fixed income research analysts. Research analysts routinely consult with Oppenheimer & Co. Inc. trading desk personnel in formulating views, opinions and recommendations in preparing research. Trading desks may trade or have traded as principal on the basis of research analysts' views and reports. Therefore, this research may not be independent from the proprietary interests of Oppenheimer & Co. Inc. trading desks, which may conflict with an investor's interests. In addition, while research analysts do not receive compensation based on any specific investment banking transactions, specific sales and trading transactions or on revenues derived from investment banking services provided to a specific issuer or industry sector, research analysts do receive compensation based, in part, on the quality and accuracy of their analysis, client feedback, trading desk and firm revenues, and competitive factors.

This report is provided for informational purposes only, and does not constitute an offer or solicitation to buy or sell any securities discussed herein in any jurisdiction where such offer or solicitation would be prohibited.

To the extent this report references municipal securities, investors should consult with their tax or accounting advisor(s) regarding the suitability of tax-exempt investments in their portfolio as Oppenheimer & Co. Inc. does not offer tax or accounting advice. Income generated from investments in municipal securities may be subject to state and local taxes as well as the Alternative Minimum Tax. Municipal securities are subject to gains/losses based on the level of interest rates, market conditions and credit quality of the issuer. Non-rated municipal bonds or municipal bonds rated below investment grade are speculative in nature and may not be suitable for all investors.

This research is distributed in the UK and elsewhere throughout Europe, as third-party research by Oppenheimer Europe Ltd, which is authorized and regulated by the Financial Conduct Authority (FCA). This research is for information purposes only and is not to be construed as a solicitation or an offer to purchase or sell investments or related financial instruments. This research is for distribution only to persons who are eligible counterparties or professional clients and is exempt from the general restrictions in section 21 of the Financial Services and Markets Act 2000 on the communication of invitations or inducements to engage in investment activity on the grounds that it is being distributed in the UK only to persons of a kind described in Article 19(5) (Investment Professionals) and 49(2) (Financial Promotion) Order 2005 (as amended). It is not intended to be distributed or passed on, directly or indirectly, to any other class of persons. In particular, this material is not for distribution to, and should not be relied upon by, retail clients, as defined under the rules of the FCA. Neither the FCA's protection rules nor compensation scheme may be applied.

Distribution in Hong Kong: This report is prepared for professional investors and is being distributed in Hong Kong by Oppenheimer Investments Asia Limited (OIAL) to persons whose business involves the acquisition, disposal or holding of securities, whether as principal or agent. OIAL, an affiliate of Oppenheimer & Co. Inc., is regulated by the Securities and Futures Commission for the conduct of dealing in securities and advising on securities. For professional investors in Hong Kong, please contact researchasia@opco for all matters and queries relating to this report.

This report or any portion hereof may not be reprinted, sold, or redistributed without the written consent of Oppenheimer & Co. Inc. Copyright © Oppenheimer & Co. Inc. 2023.

Oppenheimer & Co. Inc. transacts business on all principal exchanges.

Additional Information Available

Please log on to <http://www.opco.com> or write to Oppenheimer & Co. Inc. 85 Broad Street, New York, NY 10004, Attn: Municipal Research

Program Production

In July, a total of **101 new programs** were produced utilizing the North Metro facilities, funds, and services. This constitutes **102:15:00 hours of new programming.**

- 19 programs were produced by the public
- 80 programs were produced by NMTV staff
- 2 programs were produced by City staff



Van Shoots

The HD production truck was utilized for 24:00:00 hours of production in July. The following events were produced live and/or recorded for additional playback:

- USA Cup Soccer Opening Ceremonies
- Fetes Des Lacs Parade
- USA Cup Soccer: July 16, 2023: 4 Games



vMix Live Streaming Shoots

The vMix single camera production system was utilized to record/stream 43 events. The vMix system requires significantly fewer staff members than the production truck. vMix crews are spread out over multiple locations and connected via the internet.

- USA Cup Soccer: July 19, 2023: 10 Games
- USA Cup Soccer: July 20, 2023: 14 Games
- USA Cup Soccer: July 21, 2023: 14 Games
- USA Cup Soccer: July 22, 2023: 5 Games



Most Viewed YouTube Sporting Event

USA Cup Soccer:
6,800 Views

Live Workshops

Workshop	Instructor	Organization	Students
How to Search the Internet	Eric Houston	General Public	13
1 Workshop			13 Students

VOD Workshop Views

Workshop	Type	# of Views	Hours Viewed
Diana Rigg: Avenger	Mini	270	18 hrs
Batman's Greatest Villains	Mini	166	12.5 hrs
Columbo: One More Thing	Mini	3,325	388 hrs
King of the Cowboys 4 – John Wayne	Mini	49	4.75 hrs
King of the Cowboys 3 – Randolph Scott	Mini	110	6.5 hrs
King of the Cowboys 2 – Autry/Rogers	Mini	280	17.5 hrs
King of the Cowboys 1 – Strong and Silent	Mini	NA	NA
Great British Game Shows	Mini	39	1.25 hrs
We Love Lucy: The Lucille Ball Story	Full	70	7 hrs
The Immortal Ingrid Pitt	Mini	486	46.5 hrs
The Oscars: 90 Years of the Academy Awards	Full	29	6.5 hrs
Tim Curry Horror Picture Show	Mini	35	1 hrs
Back to the Eighties: The Decade's Biggest...	Full	7	.75 hrs
James Bond: 50 Years of 007	Full	16	.25 hrs
Eurovision: A Celebration	Mini	NA	NA
Yabba-Dabba-Do! The Fantastic World of Hanna...	Full	668	53 hrs
Superman: The Man of Steel on the Silver Screen	Full	NA	NA
The Fantastic Four on the Silver Screen	Mini	NA	NA
Christmas in Hollywood	Full	NA	NA
TV's Greatest Christmas Specials	Full	5	.75 hrs
Chicago Christmas Classics	Mini	160	6.5 hrs
Let's Go Ghostbusters: Filmation's Haunted Heroes	Mini	12	.75 hrs
Monster Movies of the 40s and 50s	Full	236	13.75 hrs
Monster Movies of the 20s and 30s	Full	8	.5 hrs
The Presidency on Film JQA to JFK	Full	NA	NA
Monstervision: The Legend of Joe Bob Briggs	Mini	5	.25 hrs
The Cult of Caroline Munro	Mini	1,786	59.5 hrs
The Marilyn Monroe Story	Full	3	.5 hrs
Nick at Nite: A TV Viewer's Dream	Mini	28	.5 hrs
The Birth of Animation: Mickey, Bugs, and Betty...	Full	6	.75 hrs
Hollywood Goes to War: World War II	Full	65	11 hrs
Come on Down: Game Shows of the 70s and 80s	Full	NA	NA
The Quiz Show Scandals and Other Game Shows...	Full	293	73.25 hrs
The Three Stooges: Comedy's Heavy Hitters	Full	NA	NA
The Marx Brothers: Groucho, Harpo, Chico...	Full	61	2.5 hrs
Mary Pickford: The World's First Movie Star	Full	NA	NA
Hollywood Goes to the Dogs: Lassie, Benji...	Full	12	1 hrs
37 VOD Workshops		8,230 Total Views	746 Hours Viewed



Most Viewed YouTube Workshop

Columbo: One More Thing
3,325 Views

YouTube Stats

Month	Viewers	Videos Viewed	Hours Watched	New Subscribers	Total Impressions
January	26,847	33,656	2,176.25	64	375,076
February	39,350	51,758	5,263	201	1,169,051
March	58,859	74,726	7,070	237	1,833,467
April	53,014	97,942	3,445	58	421,789
May	39,135	61,084	2,771	92	380,115
June	34,746	58,907	3,659	138	344,775
July	34,807	57,811	2,395.5	60	294,888
TOTAL:	286,758	435,884	26,779.75	850	4,819,161

NMTV Website Stats

Month	Number of Users	Number of Views	Ch. 15 Live Stream Views
January	5,568	10,793	1,625
February	5,229	10,091	1,040
March	6,404	11,943	868
April	6,626	11,569	799
May	7,224	8,717	1,564
June	7,305	12,398	1,192
July	4,600	26,000	595
TOTAL:	42,956	91,511	7,683

Home Movie Transfers

Home movie transfers have become one of our most popular services. Residents can transfer their family videos themselves for free, or pay NMTV to do it. NMTV can also transfer film, slides, and photos for a fee.

Month	Hours Transferred	Tapes	Film Reels	DVDs	Photos/ Slides	Fees Paid
January	225	51	59	0	0	\$764.92
February	180.75	35	43	0	0	\$234.52
March	284.75	82	62	0	0	\$1,046.56
April	564	149	161	27	236	\$1,871.45
May	514.5	131	69	10	164	\$4,336.45
June	175	25	49	22	0	\$1,102.67
July	523.25	138	103	9	170	\$1,150.54
TOTAL:	2,467.25	611	546	68	570	\$10,507.11

Production Highlights

NMTV News Highlights

Each week Danika Peterson and Eric Nelson create a news program that highlights events, people, issues, and information important to citizens of our Member Cities. Some July highlights include:

- USA Cup Returns to Blaine
- North Metro Campground Has Up North Vibe
- Women Vets Get Monument at Blaine's Memorial Park
- Blaine Roadway Becomes a Runway
- Pilot Survives Plane Crash in Lino Lakes Pond
- Blaine Officials Excited About New Band Shell Coming to Aquatore Park
- North Metro Water Ski Team Dazzles on Centerville Lake
- Centerville's Main Street Market is a Popular Event
- 3M Open Brings Millions to Blaine
- Blaine Celebrates Highway 65 Funding at 3M Open
- 3M Open a Showcase for Blaine
- 3M Open Dreams Come True for Ex-Blaine Bengals Golf Star
- 3M Open Plays to Rave Reviews



In addition to daily playbacks of North Metro TV News on the cable systems, there are **1,245 local stories** archived for viewers on the **NMTV YouTube channel**. The channel can be accessed through the northmetrotv.com website.



Most Viewed YouTube News Story

North Metro Water Ski Team Dazzles on Centerville Lake
481 Views

Exploring Podcasting

Facility Manager, Eric Houston, has been researching podcasting as a new initiative. Podcasts are relatively easy to produce and are very popular. We are considering both producing podcasts, and providing a recording studio for the public to use for their own. We have had requests from city council members in the past for audio versions of meetings. If cities are interested we could provide podcasts of all city meetings. It would be one more way for citizens to access information about their cities.

USA Cup Soccer

It has been a long-time tradition for the NMTV sports crew to provide week long coverage of the USA Cup Soccer tournament. Our presence at the event hasn't changed, but the way we cover it has. The production truck is no longer the tool of choice, except for the Opening Ceremonies and some select games. Instead, the more nimble vMix system was used to live stream 43 individual soccer matches. With the production truck, we would only be able to set up on one field and would have to stay at that spot all day. With the more portable vMix streaming



process, multiple crews could be at various fields and move very easily from one spot to the next. For the second year we contracted with the National Sports Center to provide live streaming and recording services for the Opening Ceremonies and over 50 games. The live streams of the matches received over 6,800 views, and earned NMTV about \$17,000.

Internet Literacy Class

Acting on lessons learned through our participation in Minnesota's digital equity committees, Instructor Eric Houston has been creating coursework geared toward helping senior citizens navigate the internet. His first internet literacy class focused on how to use a search engine. Thirteen enthusiastic students attended the first class. As part of the instruction Eric asked for feedback on how to improve the class and what other topics they might find helpful. A follow-up class focusing on some of those suggestions will take place in August. Eric has scheduled a series of four internet literacy workshops at the Mary Ann Young Center for this fall. He has also reached out to the Rookery in Lino Lakes.



Drone Updates

NMTV is now the proud owner of a second drone! The new device is a smaller DJI Avata, which will give us new capabilities including the ability to operate inside buildings. Both NMTV drones are registered with the FAA and the MN Office of Aeronautics. In July, T.J. Tronson updated and reapplied for NMTV's state commercial operator's license. He also passed the bi-annual FAA recurrence exam and a voluntary course on proper pilot decision making. We're all set to safely operate our drones for two more years.

City Productions

In July, Municipal Producer, Trevor Scholl, completed four productions. He completed another public safety employee profile, a business profile, a story on the 3M Open, and an episode of Mayor's Minutes.

Completed programs include:

- Mayor's Minutes: Centerville Summer
- Business Matters: Thielen and Green
- Meet the Staff: CLPD Officer BJ Stepan
- 3M Open



New and ongoing projects include:

- Historical Society cemetery tours
- Blaine Police Department community outreach events
- Public safety employee profiles, fire departments
- Summer Mayor's Minutes
- City summer events
- Business profiles
- Blaine Facebook live town halls

Trevor touches base with contacts on a regular basis and also encourages Cities to contact him with ideas for new videos.

Public Access Programs

Title	Producer	Runtime
Rice Creek Watershed District Meeting (2 episodes)	Theresa Stasica	03:36:25
Christ Lutheran Church Worship (5 episodes)	Chance Amundson	04:40:04
Christ Lutheran Church Worship Message (2 episodes)	Chance Amundson	01:04:54
Lovepower (2 episodes)	Rick Larson	02:00:00
The Power of Love (2 episodes)	Rick Larson	01:00:00
Oak Park Community Church (5 episodes)	David Turnidge	03:04:24
19 New Programs		16:05:22 New Hours

NMTV Staff Programs

Title	Producer	Runtime
Anoka County Board Meeting (7/11/23)	T.J. Tronson	01:12:36
Anoka County Board Meeting (7/27/23)	T.J. Tronson	00:54:31
NMTV News	Danika Peterson/Eric Nelson	00:25:03
National Sports Center Gets Ready to Welcome More than 1,000 Soccer Teams to Blaine	Danika Peterson/Eric Nelson	00:01:56
Mayor's Minutes: Centerville Summer	Trevor Scholl	00:05:01
Business Matters: Thielen and Green	Trevor Scholl	00:03:15
Meet the Staff: CLPD Officer BJ Stepan	Trevor Scholl	00:05:13
3M Open	Trevor Scholl	00:02:45
USA Cup Soccer: Iowa Central/Iowa East	Kenton Kipp/Ted Leroux	01:15:57
USA Cup Soccer: Rockford/S. Carolina	Kenton Kipp/Ted Leroux	01:17:11
USA Cup Soccer: East Select/Rush WI	Kenton Kipp/Ted Leroux	01:15:24
USA Cup Soccer: St. Croix/Lakeville	Kenton Kipp/Ted Leroux	01:05:29
USA Cup Soccer: Surf Select/USA Prem.	Kenton Kipp/Ted Leroux	01:01:50
USA Cup Soccer: Manitou/TC Rush	Kenton Kipp/Ted Leroux	01:06:51
USA Cup Soccer: MN RuSH/N. Utah	Kenton Kipp/Ted Leroux	01:23:42
USA Cup Soccer: Tonka/FRAM Iceland	Kenton Kipp/Ted Leroux	01:37:13
USA Cup Soccer: Puerto Rico/N. Utah	Kenton Kipp/Ted Leroux	01:25:29
USA Cup Soccer: TC RUSH/Newmarket SC	Kenton Kipp/Ted Leroux	01:24:39
USA Cup Soccer: Edina/MPLS	Kenton Kipp/Ted Leroux	01:29:33
USA Cup Soccer: Maple Brook/Park Valley	Kenton Kipp/Ted Leroux	01:33:10
USA Cup Soccer: Kikers/TC RUSH	Kenton Kipp/Ted Leroux	01:18:52
USA Cup Soccer: NOSC Blast/TC RUSH	Kenton Kipp/Ted Leroux	01:17:42
USA Cup Soccer: Lakes United/Sartell SA	Kenton Kipp/Ted Leroux	01:32:51
USA Cup Soccer: RBFC/St. Croix	Kenton Kipp/Ted Leroux	01:33:05
USA Cup Soccer: Wave SC/Chicago City	Kenton Kipp/Ted Leroux	01:30:22
USA Cup Soccer: N. United SC/St. Paul	Kenton Kipp/Ted Leroux	01:35:34
USA Cup Soccer: Houston/N. United	Kenton Kipp/Ted Leroux	01:13:39
USA Cup Soccer: MN Rush/NSSA Academy	Kenton Kipp/Ted Leroux	01:12:03
USA Cup Soccer: Manitou/St. Croix	Kenton Kipp/Ted Leroux	01:14:35
USA Cup Soccer: Fusion SC/Illinois Elite	Kenton Kipp/Ted Leroux	01:13:32
USA Cup Soccer: Valley Rev/Shakopee	Kenton Kipp/Ted Leroux	01:14:34
USA Cup Soccer: Park Valley/Centennial	Kenton Kipp/Ted Leroux	01:12:54
USA Cup Soccer: Tonka/Illinois Elite	Kenton Kipp/Ted Leroux	01:23:50
USA Cup Soccer: FIRE SC/Edmonton	Kenton Kipp/Ted Leroux	01:23:23

USA Cup Soccer: Colegio MEX/Maplebrook	Kenton Kipp/Ted Leroux	01:14:32
USA Cup Soccer: Michigan/Trebol FC	Kenton Kipp/Ted Leroux	01:13:33
USA Cup Soccer: WIUFC/TC RUSH	Kenton Kipp/Ted Leroux	01:14:20
USA Cup Soccer: Fusion SC/MPLS United	Kenton Kipp/Ted Leroux	01:12:36
USA Cup Soccer: EPSC/Mahtomedi	Kenton Kipp/Ted Leroux	01:35:12
USA Cup Soccer: TC RUSH/Mpls Samba	Kenton Kipp/Ted Leroux	01:36:50
USA Cup Soccer: Brazil/Sault Youth	Kenton Kipp/Ted Leroux	01:16:00
USA Cup Soccer: Houston City/Valley Rev	Kenton Kipp/Ted Leroux	01:17:41
USA Cup Soccer: Lakeville/Manitou	Kenton Kipp/Ted Leroux	01:37:06
USA Cup Soccer: El Paso/Maplebrook	Kenton Kipp/Ted Leroux	01:20:25
USA Cup Soccer: Park Valley/Mpls Samba	Kenton Kipp/Ted Leroux	01:25:02
USA Cup Soccer: Chicago City/TC RUSH	Kenton Kipp/Ted Leroux	01:26:13
USA Cup Soccer: Cayman/MN RUSH	Kenton Kipp/Ted Leroux	01:24:56
USA Cup Soccer: UMF Iceland/Chicago	Kenton Kipp/Ted Leroux	01:24:41
USA Cup Soccer: Manitou/Wave SC	Kenton Kipp/Ted Leroux	01:14:41
USA Cup Soccer: TC RUSH/Mpls United	Kenton Kipp/Ted Leroux	01:18:37
USA Cup Soccer: Valley Rev/Norway	Kenton Kipp/Ted Leroux	01:13:10
USA Cup Soccer: Enfield/IP NUFC	Kenton Kipp/Ted Leroux	01:36:01
USA Cup Soccer: TC RUSH/Fusion SC	Kenton Kipp/Ted Leroux	01:21:51
USA Cup Soccer: Iceland/Joy of the People	Kenton Kipp/Ted Leroux	01:24:12
USA Cup Soccer: Manitou/Fusion	Kenton Kipp/Ted Leroux	01:06:36
USA Cup Soccer: Opening Ceremonies	Kenton Kipp/Ted Leroux	01:06:19
Fetes Des Lacs Parade	Kenton Kipp/Ted Leroux	00:33:53
57 New Programs		68:04:11 New Hours

City Meetings

Title	Producer	Runtime
Blaine City Council Meeting (7/5/23)	Trevor Scholl	00:31:26
Blaine Planning Commission Meeting (7/11/23)	T.J. Tronson	00:19:07
Blaine City Council Meeting (7/17/23)	T.J. Tronson	00:32:26
Blaine Natural Resources Conservation Board Meeting (7/18/23)	Trevor Scholl	00:27:23
Blaine Planning Commission Meeting (7/19/23)	T.J. Tronson	00:17:15
Blaine Park Board Meeting (7/25/23)	Trevor Scholl	01:03:44
Centerville Park & Rec Meeting (7/5/23)	John Murphy	01:30:10
Centerville Planning & Zoning Meeting (7/10/23)	John Murphy	01:18:49
Centerville City Council Meeting (7/12/23)	John Murphy	01:27:35
Centerville EDA Meeting (7/19/23)	John Murphy	01:17:02
Centerville City Council Meeting (7/26/23)	John Murphy	00:50:36
Circle Pines City Council Meeting (7/11/23)	Matt Waldron	00:20:02
Circle Pines Planning Commission Meeting (7/17/23)	Eric Nelson	00:11:30
Circle Pines Utility Commission Meeting (7/19/23)	Ray Flint	00:06:01
Circle Pines City Council Meeting (7/25/23)	Ray Flint	00:54:07
Ham Lake City Council Meeting (7/5/23)	David Little	00:10:15
Ham Lake Planning Commission Meeting (7/10/23)	David Little	00:16:30
Ham Lake City Council Meeting (7/17/23)	David Little	00:42:07
Lexington City Council Meeting (7/6/23)	Lexington Staff	00:27:21

Lexington City Council Meeting (7/20/23)	Lexington Staff	00:42:01
Lino Lakes City Council Meeting (7/10/23)	Anne Serwe	00:30:41
Lino Lakes Planning & Zoning Meeting (7/12/23)	Anne Serwe	01:21:19
Lino Lakes City Council Meeting (7/24/23)	Anne Serwe	00:30:06
Spring Lake Park City Council Meeting (7/17/23)	Ray Flint	01:22:31
Centennial Fire District Steering Committee Meeting (7/20/23)	Ray Flint	00:58:15
25 New Programs		18:08:19 New Hours

If you have any questions or comments regarding this monthly report please contact Heidi Arnson at 763.231.2801 or harnson@northmetrotv.com.

Video Production



Municipal Producer, Trevor Scholl, completed four productionS in July. He completed another public safety employee profile, a business profile, a story on the 3M Open, and an episode of Mayor’s Minutes. Programs were also produced by T.J. Tronson, Kenton Kipp, and Ted Leroux for the city channels. Trevor reaches out to city officials and department contacts, every month, regarding potential programming for the channels. City staff and elected officials are encouraged to contact Trevor with ideas or requests for programming.

▪ July Completed Videos/Playing on City Cable Channels & Streaming

Title	Producer	Runtime
Mayor’s Minutes: Centerville Summer	Trevor Scholl	00:05:01
Business Matters: Thielen and Green	Trevor Scholl	00:03:15
Meet the Staff: CLPD Officer BJ Stepan	Trevor Scholl	00:05:13
3M Open	Trevor Scholl	00:02:45
Fetes Des Lacs Parade	Kenton Kipp/Ted Leroux	00:33:53
Anoka County Board Meeting (7/11/23)	T.J. Tronson	01:12:36
Anoka County Board Meeting (7/27/23)	T.J. Tronson	00:54:31

Some projects that Trevor is working on or is scheduled to produce include:

- Historical Society cemetery tours
- Blaine Police Department community outreach events
- Public safety employee profiles, fire departments
- Summer Mayor’s Minutes
- City summer events
- Business profiles
- Blaine Facebook live town halls

Equipment Consulting/Technical Support



Blaine

- No assistance required.

Centerville

- 7.27.23: Trouble getting laptop to use Zoom and Tricaster together. Discovered Metro I-Net had supplied the wrong IP address.

Circle Pines

- 7.20.23: Swung into City Hall to make sure power outages hadn't affected equipment settings. Everything checked out ok.

Ham Lake

- No assistance required.

Lexington

- 7.20.23: Power problems. When power came back on all equipment worked.


Lino Lakes

- 7.5. 23: UPS died and messed up LCS settings. Lost data. Checked on the UPS and set up the LCS with the correct data. UPS is fried.
- 7.12.23: More LCS problems. Discovered an unplugged converter. Installed new UPS. Confirmed communication preference.
- 7.20.2: Went to City Hall to check on power issues due to a storm. Computer had some issues that required resetting. Fixed the keyers for the graphics.

Spring Lake Park

- 7.13.23: Contacted Z Systems on behalf of the City to request cabling diagrams.
- 7.20.23: Lost presentation output to the council room TV and the HDMI was not working at Dan's station. Reset a converter and everything came back up.

Channel Management



Programming Coordinator, Michele Silvester, along with help from Eric Houston, and Trevor Scholl, is responsible for processing and scheduling the programming on the City channels. There are three categories of programs that are scheduled on the City channels; live and replayed meetings, NMTV staff created video content, and informational graphics pages. All categories of programming must be encoded, scheduled, and entered into the Tightrape playback system or entered into the Carousel video files. As each live meeting is being recorded at City Hall, it is routed to the North Metro TV head-end and then sent out over the cable system live. At the same time it is also encoded on a server for future playbacks. The following meetings were processed in July:

Title	Producer	Runtime
Blaine City Council Meeting (7/5/23)	Trevor Scholl	00:31:26
Blaine Planning Commission Meeting (7/11/23)	T.J. Tronson	00:19:07
Blaine City Council Meeting (7/17/23)	T.J. Tronson	00:32:26
Blaine Natural Resources Conservation Board Meeting (7/18/23)	Trevor Scholl	00:27:23

Blaine Planning Commission Meeting (7/19/23)	T.J. Tronson	00:17:15
Blaine Park Board Meeting (7/25/23)	Trevor Scholl	01:03:44
Centerville Park & Rec Meeting (7/5/23)	John Murphy	01:30:10
Centerville Planning & Zoning Meeting (7/10/23)	John Murphy	01:18:49
Centerville City Council Meeting (7/12/23)	John Murphy	01:27:35
Centerville EDA Meeting (7/19/23)	John Murphy	01:17:02
Centerville City Council Meeting (7/26/23)	John Murphy	00:50:36
Circle Pines City Council Meeting (7/11/23)	Matt Waldron	00:20:02
Circle Pines Planning Commission Meeting (7/17/23)	Eric Nelson	00:11:30
Circle Pines Utility Commission Meeting (7/19/23)	Ray Flint	00:06:01
Circle Pines City Council Meeting (7/25/23)	Ray Flint	00:54:07
Ham Lake City Council Meeting (7/5/23)	David Little	00:10:15
Ham Lake Planning Commission Meeting (7/10/23)	David Little	00:16:30
Ham Lake City Council Meeting (7/17/23)	David Little	00:42:07
Lexington City Council Meeting (7/6/23)	Lexington Staff	00:27:21
Lexington City Council Meeting (7/20/23)	Lexington Staff	00:42:01
Lino Lakes City Council Meeting (7/10/23)	Anne Serwe	00:30:41
Lino Lakes Planning & Zoning Meeting (7/12/23)	Anne Serwe	01:21:19
Lino Lakes City Council Meeting (7/24/23)	Anne Serwe	00:30:06
Spring Lake Park City Council Meeting (7/17/23)	Ray Flint	01:22:31
Centennial Fire District Steering Committee Meeting (7/20/23)	Ray Flint	00:58:15
25 New Programs		18:08:19 New Hours

Meetings are scheduled for replay based on schedules requested by each City. Additional longer-length video programming, produced by NMTV staff, is also scheduled on the channels. With the arrival of the Carousel units, shorter-length videos and promos are loaded onto those devices, rather than being scheduled as separate playbacks. The short videos cycle through, with graphics pages, and play on the channels whenever a scheduled program is not playing. Depending on whether a City selected the split screen or full screen Carousel option, the shorter videos are cycling 24 hours a day. The table below outlines how many times a longer-length video program was entered into the Tigtrope system, and played back on each City channel.

City	Number of Times Programs Played	Hours Programmed on Channel
Blaine	209	156:15:39
Centerville	66	82:14:06

Circle Pines	176	79:01:10
Ham Lake	61	33:51:40
Lexington	96	60:28:25
Lino Lakes	69	44:56:56
Spring Lake Park	97	110:46:07
Totals:	774 Program Playbacks	567:34:03 Hours of Video Programming on Channels

The last category of programming on City channels consists of bulletin board, or graphics pages, that display information about the City or about events and issues of interest to citizens. With the installation of the Carousel units, Eric Houston has assumed responsibility for updating the information on all seven channels. He works closely with each City's representative to ensure that all requested data slides are created and posted to the satisfaction of the City. Even though Eric is doing the work of creating the data pages, the Cities maintain editorial control. In addition to the graphics pages, the Carousel units play video. Trevor Scholl is responsible for encoding any short videos that are displayed. The following work was done for City Carousel units in July:

- **Blaine**
Transcoded and uploaded 1 video to Carousel.
- **Centerville**
Transcoded and uploaded 2 videos to Carousel.
- **Circle Pines**
Transcoded and uploaded 1 video to Carousel.
- **Ham Lake**
Transcoded and uploaded 0 videos to Carousel.
- **Lexington**
Transcoded and uploaded 1 video to Carousel.
- **Lino Lakes**
Transcoded and uploaded 1 video to Carousel.
- **Spring Lake Park**
Transcoded and uploaded 0 videos to Carousel.
Created 7 new Carousel graphics.

Closed Captioning



Closed captioning is an additional service provided by North Metro TV. Every city meeting is closed captioned during the live presentation via our Tightrope system. That process is assigned a per-minute price. Once the meeting is recorded on our servers, that version of the meeting must be captioned separately. This is accomplished through a system owned by North Metro TV and does not incur an additional cost. The following table tallies the number of minutes of captioning provided each city for the month of July.

City	Minutes of Live Closed Captioning	Minutes of Post Closed Captioning
Blaine	192	192
Centerville	385	385
Circle Pines	92	92
Ham Lake	69	69
Lexington	70	70
Lino Lakes	143	143
Spring Lake Park	83	83
Totals:	1,034 Minutes	1,034 Minutes

Meetings on Demand



NMTV has created a video on demand service, with line-item bookmarking, for our Cities' meetings. In order to accomplish this, each encoded meeting has to undergo several steps. The meeting must first be transferred and transcoded from the playback server to the video on demand server. Once that is done, a staff member must go through the meeting entering a bookmark at the start of each meeting line-item, and enter the corresponding line-item information. Next, the meeting is linked to the NMTV website's city meeting page for video on demand. The following number of meetings were bookmarked and/or placed on VOD for the Cities in July:

- **Blaine**
- 6 meetings bookmarked and placed on VOD.
- **Centerville**
- 5 meetings bookmarked and placed on VOD.
- **Circle Pines**
- 4 meetings bookmarked and placed on VOD.
- **Ham Lake**
- 3 meetings bookmarked and placed on VOD.
- **Lexington**
- 2 meetings placed on VOD.
- **Lino Lakes**
- 3 meetings bookmarked and placed on VOD.
- **Spring Lake Park**
- 1 meeting bookmarked and placed on VOD

Administrative



Issues dealt with in July include processing Comcast second quarter franchise and PEG fee data, processing a grant to cover expenses related to the Digital Equity Committee, and working to diversify our income through expanding commercial work.

Grant Request

- Filed form to request grant for work done on Digital Equity Committee.
- Received grant of \$4,000.

July Commercial Projects

- Contracted with Columbia Heights to cover Jamboree Days Parade, \$1,925.
- Contracted with the National Sports Center to live stream USA Cup Soccer events, \$17,000.
- Working with Aveda to transfer their in-house videos, amount to be determined.

2nd Quarter Franchise and PEG Fees

- Received 2nd quarter franchise and PEG fee reports and payments from Comcast.
- Entered data into spread sheets for PEG fees received, franchise fees received, and gross revenues.
- Comcast franchise fees, were down \$1,412 over the previous quarter. PEG fees were down \$4,341 over the previous quarter.
- Subscriber numbers continue to slowly decline.
- Income predictions continue to meet expectations.
- Loss of PEG fees is being made up by other income generation

Miscellaneous

- Send ED job description to Dan Buccholtz.
- Supported comments in FCC NFRM regarding transparency in cable billing.
- Mediated resolution of subscriber issues with Comcast customer service.
- Began reorganizing computer files for new ED.
- Responded to Ben Hayle email requesting information regarding fiber companies.
- Talked with Legal Counsel regarding same, as requested by Ben.
- Summarized information from attorney regarding options for dealing with fiber companies and sent information to Ben.
- Forwarded offer by Legal Counsel to answer any questions regarding options for fiber companies.
- Received and documented monthly Comcast subscriber reports.
- Read July Legal Report.
- Read industry articles.

Waterline: Fall 2023



Editor:

[Stew Thornley](#)

[Subscribe \[LINK https://public.govdelivery.com/accounts/MNMDH/subscriber/new?topic_id=MNMDH_30\]](https://public.govdelivery.com/accounts/MNMDH/subscriber/new?topic_id=MNMDH_30) to The *Waterline* newsletter.

An e-mail notice is sent out each quarter when a new edition is posted to the web site.

On this page:

- [Governor Walz signs important documents](#)
- [Funding for lead service line replacements and other resources](#)
- [Dewatering added to long history of Moorhead water treatment](#)
- [Alycia Overbo heads new unit and other MDH people news](#)
- [Scandia draws on its roots with Reconstruction of Water Tower Barn](#)
- [Quote of the quarter](#)
- [Calendar](#)

Governor Walz signs important documents



Drinking water professionals and others look on as Governor Tim Walz signs a bill to fund the removal and replacement of lead pipes in Minnesota. The event, held May 16, was at St. Paul Regional Water Services, where legislators as well as labor and environmental leaders had the chance to see the utility's treatment facilities and processes.

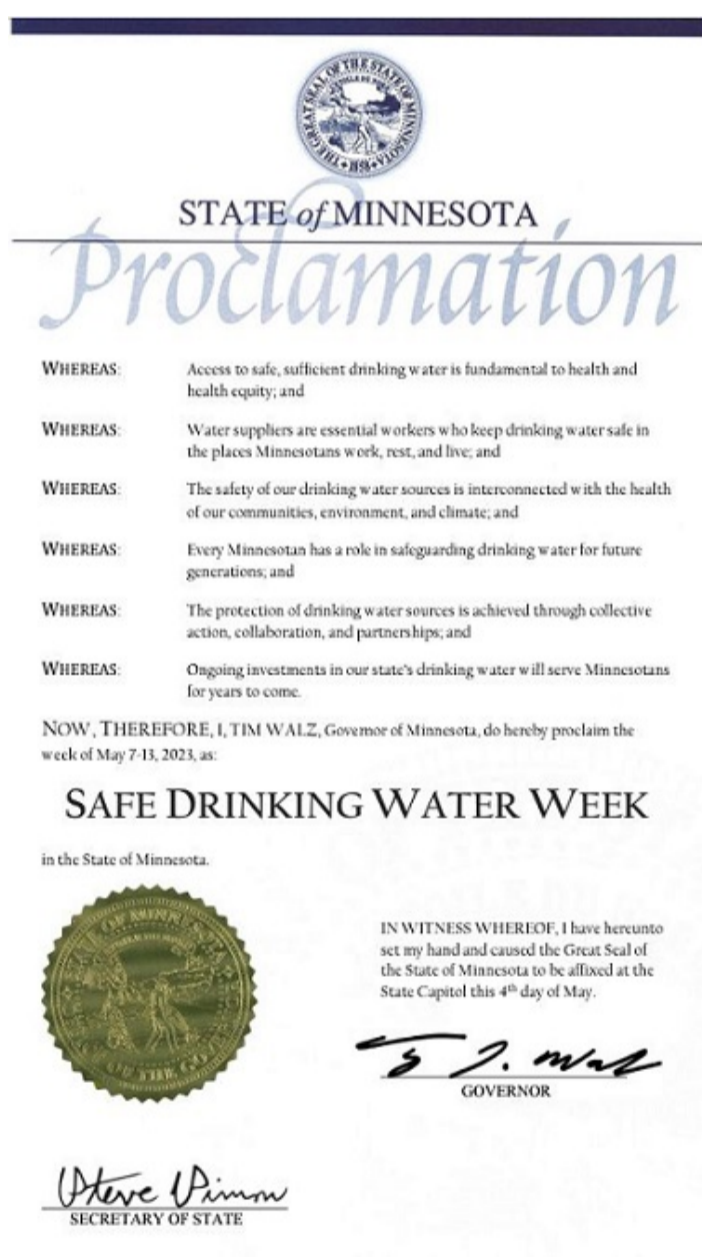
The legislation provides \$240 million to establish a grant program for replacing lead service lines. Eligible groups for receiving grants include community water systems, municipalities, suppliers of other residential drinking water systems, and anyone eligible for grants or loans under the federal Safe Drinking Water Act.

The Minnesota Department of Health estimates there are about 100,000 water service lines in the state leaching lead into the drinking water flowing through them. Coming in contact with lead can damage the brain, kidneys, and nervous system. In children, lead can also slow development or cause learning, behavior, and hearing problems.

In addition to this landmark law, the governor signed a proclamation recognizing Safe Drinking Water Week in Minnesota May 7-13. The week featured the released of the MDH annual report on the state of drinking water in Minnesota. Covering monitoring results from the previous calendar year, the 2023 report also focused on strategic initiatives, which include funding of lead service line replacements and lead testing in schools and child care settings.

Current and past MDH Drinking Water Annual

Reports [[LINK https://www.health.state.mn.us/communities/environment/water/dwar.html](https://www.health.state.mn.us/communities/environment/water/dwar.html)]



Go to [top](#)

Funding for lead service line replacements and other resources

In addition to the \$240 million allocation from the state of Minnesota for the replacement of lead service lines, the federal Infrastructure Investment and Jobs Act - also known as the Bipartisan Infrastructure Law - provides approximately \$40 million per year for five years for replacement projects.

Public water systems may apply through the [Drinking Water Revolving Fund](https://www.health.state.mn.us/communities/environment/water/dwrf/index.html) [[LINK https://www.health.state.mn.us/communities/environment/water/dwrf/index.html](https://www.health.state.mn.us/communities/environment/water/dwrf/index.html)].

Priority will be given to areas with children under the age of five and/or children with elevated blood lead levels and areas with lower-income residents or disadvantaged communities. In addition, removal of lead service lines that are an imminent threat to public health and safety will be prioritized as will the replacement of lead service lines in coordination with watermain replacement projects.

Water systems are encouraged to apply for funding as soon as their lead service line inventories are complete. The University of Minnesota has a [mapping](https://maps.umn.edu/LSL) [[LINK https://maps.umn.edu/LSL](https://maps.umn.edu/LSL)] tool that can help with these inventories.

MDH estimates that there are approximately 100,000 lead service lines in the state. “Safe, clean drinking water is a foundational human need, and it is long past time we make it a reality for all Minnesotans,” said Governor Walz when he signed the legislation.

Lead service line inventories dues October 16, 2024

As mandated by the federal Safe Drinking Water Act, all community and nontransient noncommunity water systems must prepare an inventory of all service lines (including those not in use) that are connected to water mains. These inventories, which are due to the Minnesota Department of Health by October 16, 2024, must include a location identifier and the material of the service line.

The first step in a process to remove lead service lines, the inventories will be regularly updated as additional information becomes available and as lead service lines are removed and replaced.


More information: [MDH Quick Reference Guide for Lead Service Line Inventories](https://www.health.state.mn.us/communities/environment/water/docs/refleadsvline.pdf) [[LINK https://www.health.state.mn.us/communities/environment/water/docs/refleadsvline.pdf](https://www.health.state.mn.us/communities/environment/water/docs/refleadsvline.pdf)]

Go to [top](#)

Dewatering added to long history of Moorhead water treatment



The new dewatering plant in Moorhead operates with a plate-and-frame filter press.



A new chapter in a lengthy history of providing water in the Red River Valley has come to Moorhead, Minnesota, the first city on the Red River of the North to draw surface water for treatment, beating out Fargo, North Dakota, by about 1,300 feet.

Nearly unnoticeable in tame times, the Red River has been a miles-wide lake in times of high water. Although stable for the most part, the Red River can be an unreliable source of drinking water. Moorhead Public Service (MPS) has expanded over the decades to include multiple surface water and groundwater sources to ensure reliable service to its customers and flexibility in its operations.



The existing plant is to the south of the new dewatering building.

Geology

Geologic history, physical properties, and land use define water characteristics of this area. The extreme western regions of northern Minnesota are topographically flat with soils that are heavy in clay that drain poorly. The topography and underlying drift are related to the last glacial period, which retreated from the state approximately 10,000 years ago. Minnesota's most prominent glacial lake was Lake Agassiz, which was larger than all of today's Great Lakes combined. Lake Agassiz occupied the northwest portion of Minnesota, providing settling points for silt and clay, which impede the movement of groundwater.

Long before this, salt-water bodies invaded the region and left a sheet of marine sediments, including sandstones, shales, and limestones. A period of erosion followed the withdrawal of the ancient seas, but during the Cretaceous period the area was occupied by another sea that left sediments tilted gently toward the west. Near the Red River,

which serves as the boundary between North Dakota and Minnesota, the presence of the Cretaceous beds is still evident by the saltiness of the water derived from them and contributes to high total hardness and dissolved solids in area source waters.

Larry Cole, a former Minnesota Department of Health district engineer, explained why a water supply adjacent to the Red River is so challenging: “There are two factors involved: the shallow soils that are heavy in clay and fertile, making the Red River Valley the breadbasket of the world, but aren’t the sort of thing to develop a water supply in. And the deep soils have the old sea-bed water in them. The upper soils don’t yield water; the lower soils are salty.”



Water from the thickening basin (above) goes to the plates, which are compacted by a hydraulic ram (below).



Moorhead Water History

Prior to 1900, Moorhead had once used untreated surface water to supply its citizens with water. At the turn of the last century, cholera and typhoid outbreaks associated with raw surface water prompted the city to switch to aquifers around 1905. Moorhead supplied 100% of its water needs via groundwater for the next 50 years.

In 1950, Moorhead built its first treatment plant, specifically designed to soften groundwater. The facility was centrally located between multiple wellfields that tapped into the Moorhead and Buffalo aquifers, about three miles east of the Red River. In 1959, the utility tripled its capacity with a plant expansion that added surface water back into its water supply portfolio, including a new Red River intake structure, pump station, and transmission pipeline.

Because of taste and odor problems associated with the river, Moorhead historically drew 60 percent of its annual flows from the Red River. Well water produced a blend, diffusing the river water and improving its aesthetic quality. In addition, the cool groundwater helped offset the river water temperatures, which could be 80 degrees in the summer.

In the 1980s MPS looked at further expansion to accommodate residential growth and increased industrial demand. Anticipation of more stringent standards for disinfection byproducts prompted a look at getting away from free chlorine, which had been added before and after filtration in previous treatment systems.

A transition to monochloramines would reduce the disinfection byproducts, but MPS envisioned more. Ozone as a primary disinfectant could not only keep down the trihalomethanes and haloacetic acids, it also controlled taste and odor problems, allowing the utility to increase its use of the river and leave the limited groundwater supplies as a secondary or backup source. Thus, when the “New Plant” went on-line in late 1994, Moorhead increased its capacity to 16 million gallons per day and became the first city in Minnesota to use ozone. (It remains the only city to do so, although others are now considering or implementing it.) By introducing ozone as its main disinfectant, MPS reduced its use of chlorine by more than 50%, thereby easily meeting the standards for disinfection byproducts, and it discontinued free chlorine altogether via the use of chloramines for post-disinfection.

Twenty-first Century Challenges

In 2015, the Minnesota Pollution Control Agency (MPCA) reclassified lime solids, a residual from the softening process, as industrial solid waste. MPS has 12 existing storage ponds for lime, all of which were approaching their storage capacity. At the time, MPS was in process of distributing requests for proposals for additional pond construction, but the reclassification prompted them to quickly look at other options.

“It was ‘go time’ from there,” said water plant manager Marc Pritchard, adding that the storage and disposal process would become much more expensive with the additional restrictions of the MPCA ruling.

Instead of opting for new ponds that would need to be dredged every third year, MPS decided to construct a dewatering facility to the north of its treatment facility. Construction began in early 2020, “just before the world changed,” according to Pritchard, referring to the global pandemic that made all aspects of life trickier. Working through a variety of COVID related challenges, construction stayed on track and was completed in 2021. “You just have to adapt. And they did,” said John Thom of SEH, Inc. of Vadnais Heights, Minnesota, which designed the dewatering plant.



Marc Pritchard (above) explains the dewatering process. Ryan Knutson (below) oversees one of the press cycles.



The new dewatering process uses a plate-and-frame filter press with a hydraulic ram to force the plates of the press together. Lime residuals from the softening basin in the main treatment facility are piped to the new building's thickening basin on the upper level and then into each of the spaces between the plates in the new filter press. MPS lead operator Jason Yonke said the 116 plates end up with 8-1/3 cubic yards of dewatered lime per cycle. The plates are separated one at a time with the dewatered lime "cake" dropping through bomb-bay doors into the bed of a truck on the first level. The truck is full after three press cycles for a total of approximately 25 cubic yards.

At this point, a driver pulls up to the facility with an empty truck, pulls the full truck outside, brings the empty truck in, and drives the full truck away. The swap of trucks takes place twice a day with the dewatered lime solids taken more than 120 miles to central Minnesota and used for land application. Disposal is the biggest cost, although the operational costs are lower than the long-term requirements of repeated dredging of additional storage ponds.

Although the process is now achievable with just one filter press, the building was constructed with room for another press with an additional truck bay below.

Spanning three different centuries in supplying drinking water, Moorhead Public Service has stayed flexible, incorporating new technologies to meet demand and respond to changing conditions and regulations.

Did You Know?

The Moorhead Armory was to be the site of a concert in February 1959 that was canceled when the en-route musicians—Buddy Holly, Ritchie Valens, and the Big Bopper—were killed when their plane crashed after takeoff in Clear Lake, Iowa.

Go to [top](#)

Alycia Overbo heads new unit and other MDH people news



Alycia Overbo at the entrance to Yellowstone National Park.

The Drinking Water Protection Section at MDH has formed the Communications and Strategic Initiatives Unit, which will be supervised by **Alycia Overbo**.

A native of Devils Lake, North Dakota, Alycia became interested in water at a young age because of the decades of flooding in that region. “The lake has swallowed up entire neighborhoods, farms, and communities in that area,” she explains, adding, “I studied science and dabbled in music at St. Olaf College, and was a Peace Corps volunteer in Mozambique for two years, where I taught biology to eighth graders in Portuguese. After Peace Corps, I focused on drinking water, environmental public health, and chloride pollution in my graduate studies and research at UNC-Chapel Hill and the University of Minnesota. Science communication, education, and health equity have been the through-lines in my work experiences, and I’m really passionate and excited about our new program.”

Alycia plays violin and piano along with tinkering with the accordion. She enjoys making and appreciating art, occasionally quilts (“poorly,” she says), and is always up for a trip to the Boundary Waters with friends.

Alycia has one cat (Bandit), one dog (Honey), two kids (Renata, 6, and Roman, 2), and one husband (Brad).

Comings and goings

After 43 years with MDH, **Mike Luhrsen** has called it a career. Working out of Duluth, Mike was the long-time district engineer in northeastern Minnesota. In addition to working with water systems in the area, Mike was active in the ongoing training of water operators in the area.

Todd Johnson is the new Drinking Water Revolving Fund coordinator, succeeding **Chad Kolstad**, who is now the supervisor for the newly created Drinking Water Infrastructure Unit.

Dylan Heise joined the Drinking Water Protection Section as an engineer who will be doing plan review for drinking water projects.

Born and raised in St. Paul, he also lived in Mexico for half a year. His professional background is in manufacturing and automation.

Dylan’s family includes a pair of parents in Kettle River, Minnesota, and a kitty, Tipper.

Sara Mollamohammada has joined the section as a graduate engineer who will be reviewing plans and specifications related to the replacement of lead service lines and assisting in the implementation of the Drinking Water Revolving Loan Fund.

Sara is from Iran and has been living in the United States for about 11 years. "I've dabbled in both government and academic careers," Sara says, "with my recent career being teaching at University of St Thomas. I love traveling, and I recently came back from Squamish in Canada."

She has a spouse and a cat, Bella, shown with Sara (Bella, not the spouse).



Tareq Bastawisy is an engineer working with water quality parameters and lead and copper. From Egypt (with a home residence of Bahrain), Tareq attended the University of Minnesota, getting his bachelor's degree in chemical engineering and his master's in environmental engineering.

Tareq's hobbies are video games and painting, but (despite the photo to the right) not fishing. He loves to cook, especially with seasonal food, and listen to music with languages he doesn't understand. He can also read Japanese and Russian.

Brian Rivers is an engineer working with contaminants of emerging concern. A native of Winona, Minnesota, he got his degree in civil engineering from the University of Wisconsin, Platteville, and his master's degree in environmental engineering at Michigan Tech. Brian served in the Peace Corps in Peru and Engineers Without Borders in Ghana. In case you can't tell from his picture, Brian is a major bicycle dude and once pedaled from Panama to Peru to Patagonia.



In case you can't tell from her picture, **Allison Dodge** is a major "bird nerd" (her words) and now moonlights as a compliance officer in DWP. She grew up in Apple Valley and got her degree in biology at Minnesota. She worked in the zookeeping field for five years before joining us and worked for a zoo training facility that did the shows at Walt Disney World. She was a bird trainer and did the bird shows at the Minnesota Zoo. She alerts visitors that they will find bird feathers on her desk. Allison also hosts trivia on Thursday nights at Union 32 Craft House in Eagan.

Micaileigh McBride is a compliance officer, working with nitrites, nitrates, disinfection byproducts, and inorganic and organic chemicals. Husband-free and child-free, she lives in St. Louis Park with her partner, Phill.

Micaileigh is from Inyokern, California, near Death Valley and the Mohave Desert. She moved to Minnesota in January 2018 and liked the cold so much that she stayed after graduating. She worked as a preschool educator, so her new position at MDH is a change of pace for her, fitting in more with her degree in public health.

Micaileigh enjoys hammocking, finding new spots to eat, and traveling, which includes recent trips to Amsterdam, Germany, and Italy (twice).

Go to [top](#)

Scandia draws on its roots with reconstruction of Water Tower Barn

Heritage association looks to develop water-focused center



Frank Lake's mercantile from the 1890s lives on as the Scandia Market & Mercantile.

Transplanting Dakota and Ojibwe people in the area, Swedish immigrants settled in a region 35 miles northeast of the Twin Cities beginning in the 1850s. With a name reflective of its Scandinavian heritage, New Scandia Township eventually became the city of Scandia, the status change because of concerns of annexation by Forest Lake, its neighbor to the west. According to a historical marker in town, by 1920 nearly a quarter of Minnesota's foreign-born residents were from Sweden, making it the home of more Swedes than any other state.

As for those who ended up in Scandia, the city's web site says, "Many of these settlers came by way of New York City, making their way to the St. Croix River and finally Log House Landing, where they [were] greeted [by] a landscape reminiscent of their homelands – land that had been ceded by Dakota tribes in the Treaty of 1837."

With its eastern boundary extending to the St. Croix River between Taylors Falls and Stillwater (see map below), Scandia covers an area of nearly 40 square miles. Most of its 4,000 residents are clustered in a section around Olinda Trail and Minn. Hwy 97.



Rather than a municipal water system, Scandia is served by individual wells and a number of private enterprises, Scandia Water Company and Hilltop Water Company being the primary ones. Drinking water from these two systems comes from a pair of wells approximately 300 feet deep into the Jordan and Prairie du Chien-Jordan aquifers. The roots of the city's private water supplies can be traced to the early years of the Swedish influx.

History

Out of the early dairy farmers who helped one another to survive, set up a church, and generate a few businesses, it was the second-generation immigrants who promoted area commerce. The most notable was Frank Lake, who opened the Scandia Farmers Store (later called the Scandia Mercantile) on the northeast corner of Two Church and Boney Lake roads (now Olinda Trail and Oakhill Road, respectively). Lake's store sold everything from fashions to farm equipment.

The Mercantile still exists on this spot. Behind it is a replica of a barn and tankhouse built by Lake on the site, the replica housing pipes and pressure tanks with a well outside it. The original structure was dismantled nearly 10 years ago with the logs photographed and cataloged. The Scandia Heritage Alliance hopes to reconstruct the building a couple of blocks to the south and have it as the highlight of a regional arts and heritage center. Alliance board chair Sue Rodsjo says the center will have a water theme with historical displays and educational activities. "It will demonstrate to the public the 19th century ingenuity and engineering that was used."

The ingenuity refers to the barn and tankhouse Lake built to serve local businesses and the community. Tankhouses were typically built by railroads and municipalities, but Scandia's was built by a local entrepreneur. "Before local farmers had the means to dig their own wells, they often had cisterns that could be filled with water from the tankhouse," Rodsjo explained, adding, "It was unique that it was run by a local resident."

The Aermotor Windmill

Lake built the barn to stable his delivery horses and added a windmill to pull water into the elevated tankhouse. He used wooden pipes for water supply to his store and to his neighbors. A horse-drawn wagon delivered water to outlying homes and farms, allowing the burgeoning community to flourish.

The Aermotor windmill was becoming a familiar sight through the Midwest and achieved even greater prominence at the 1893 Chicago World's Fair. Lake purchased the Aermotor all-metal wind-powered pump for his water supply. The well on the site was partially under and adjacent to the barn, and the windmill powered a long rod to bring water to the tower. The heritage alliance still has that rod, which will be used in the rebuilt barn and tankhouse along with the original clapboard siding, barn doors, and the post-and-beam structure.

The windmill was gone by the end of the 1930s, made obsolete by rural electrification, but water still flows from the barn's well to local customers. In addition, the barn's distinctive cupola – built to support the windmill – remained part of the gable-roofed structure. Different windmills were used through the decades, and one will be included on the rebuilt barn and tankhouse. Rodsjo said they are looking at replicating the windmill from the 1920s, which was during the self-oiling era.

Current Project

At the time that the structure was taken down in 2014, the Hilltop Water Company had underground pressure tanks. A source water protection grant from the Minnesota Department of Health (MDH) helped the utility to dig up the tanks and fill in the ground. Above-ground tanks were installed on the same site and housed within a replica of the original bank and tankhouse, constructed at about one-quarter the scale of the original. The well is just outside the replica building.

With the dismantling of the original Water Tower Barn, the Scandia Heritage Alliance received a \$10,000 grant from the Minnesota Historical Society to research the history, engineering, and design of the tankhouse, pump, and windmill construction. The tankhouse is believed to be the only one remaining in the state, and the alliance is seeking to have it placed on the National Register of Historic Places.

The city recently was awarded \$2.2 million from the state bonding bill for the arts and heritage center as well \$2.68 million through the Legislative-Citizen Commission on Minnesota Resources for an extension of the Gateway Trail through Scandia.

According to the alliance, “The restored barn will showcase 19th-century craftsmanship, including hand-hewn logs in a post-and-beam structure, and an operational tankhouse. An elevated wooden water tank will occupy the tower, and a windmill will sit atop the barn's cupola.”

The Water Tower Barn Arts & Heritage Center will include an indoor stage and outdoor amphitheater, a water play area, trails, and a wetland overlook. The center's water focus will educate visitors with interpretative displays on the importance of its wetlands, lakes, streams, aquifers, and the St. Croix River.

If all that is somehow not enough, Rodsjo said an additional focus on water will be a historic hand pump, which visitors may use to fill their water bottles.

[Water Tower Barn Project](https://scandiaheritage.org/water-tower-barn-project) [LINK <https://scandiaheritage.org/water-tower-barn-project>]



Above: The replica of the barn and tankhouse.
Below: An artist's rendition of the rebuilt structure.



Go to [top](#)

Quote of the quarter

“Dare to be different on the side of simplicity.”

Go to [top](#)

Reminder to all water operators

When submitting water samples for analyses, remember to do the following:

- Take coliform samples on the distribution system, not at the wells or entry points.
- Write the Date Collected, Time Collected, and Collector's Name on the lab form.
- Attach the label to each bottle (do not attach labels to the lab form).
- Include laboratory request forms with submitted samples.
- Do not use a rollerball or gel pen (the ink may run).
- Consult your monitoring plan(s) prior to collecting required compliance samples.

Notify your Minnesota Department of Health district engineer of any changes to your systems.

Go to [top](#)

Calendar

Operator training sponsored by the Minnesota Department of Health and Minnesota AWWA will be held in the coming months.

- [Minnesota Water Operators Training Schedule](#) [LINK http://www.health.state.mn.us/communities/environment/water/wateroperator/wat_op_sched.html]

Register for schools and pay on-line:

- [MN AWWA Community Calendar](#) [LINK https://www.mnawwa.org/events/event_list.asp]

Go to [top](#)

Last Updated: 08/02/2023